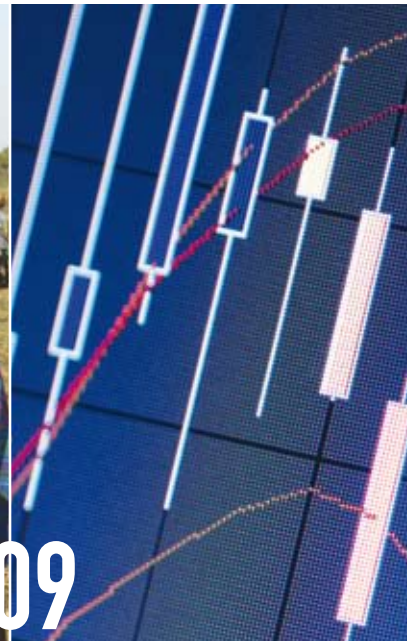




REPORT 2009



# Report 2009

*Austrian Official  
Development Assistance*



[www.entwicklung.at](http://www.entwicklung.at)

Austrian  
Development Cooperation



## Imprint

### **Publisher:**

Federal Ministry for European and International Affairs  
Directorate-General for Development Cooperation  
Minoritenplatz 8, 1014 Vienna, Austria  
Phone: +43 (0)501150-4454  
Fax: +43 (0)501159-4454  
abt.vii4@bmeia.gv.at  
www.entwicklung.at

This report was written by:

- Federal Ministry for European and International Affairs  
Directorate-General for Development Cooperation
- Austrian Development Agency

Photos: Josef Schuster, Miguel Dieterich, Stefan Pleger

Design: Grayling Austria  
Layout: design.ag, Alice Gutleederer  
Vienna, July 2011

# Contents

<b>List of abbreviations</b>	<b>2</b>
<b>About the report</b>	<b>5</b>
<b>I. ODA overview</b>	<b>7</b>
I.1 Main components of Austrian ODA 2009	7
I.2 Financial sources of Austrian ODA 2009	8
I.3 Development of Austrian ODA 2005–2009	8
I.4 Federal ODA (ODA matrix) 2009	9
<b>II. Multilateral ODA components</b>	<b>10</b>
II.1 Development of multilateral ODA 2005–2009	10
II.2 Multilateral ODA of FMEIA 2009	11
II.3 Multilateral ODA to International Financial Institutions 2009	13
II.4 Multilateral contributions to development cooperation budgets of the European Union 2009	14
II.5 Multilateral contributions of other departments 2009	15
<b>III. Bilateral ODA components</b>	<b>16</b>
III.1 Bilateral ADC funds of ADA	16
III.1.1 Development of bilateral ADC funds of ADA 2005–2009	16
III.1.2 Distribution of bilateral ADC funds of ADA 2007–2009 by income status of partner countries	16
III.1.3 Geographical distribution of bilateral ADC funds of ADA to priority countries and other partner countries by key region 2007–2009	17
III.1.4 Distribution of bilateral ADC funds of ADA by sector 2007–2009	19
III.1.5 Implementation structure of bilateral ADC funds of ADA 2007–2009	20
III.2 Bilateral ODA disbursements, total	21
III.2.1 The top 10 recipient countries or regions of Austrian ODA 2009	21
III.2.2 Development of debt relief measures in Austrian ODA 2005–2009	21
III.2.3 Debt relief measures in Austrian ODA 2009	22
III.2.4 ODA by federal provinces and municipalities 2007–2009	23
III.2.5 ODA disbursements for priority countries: financial sources and components 2007–2009	24
<b>IV. Special section on specific aspects</b>	<b>33</b>
IV.1 Contributions by the Austrian Development Bank 2008–2009	33
IV.2 Cross-cutting issues in development policy (policy objective markers) in ADC/ADA contributions	35

# Abbreviations

<b>ACP</b>	African, Caribbean and Pacific
<b>ADA</b>	Austrian Development Agency
<b>ADC</b>	Austrian Development Cooperation
<b>AfrDB</b>	African Development Bank
<b>AfrDF</b>	African Development Fund
<b>AsDB</b>	Asian Development Bank
<b>ASPR</b>	Austrian Study Center for Peace and Conflict Resolution
<b>CARICOM</b>	Caribbean Community
<b>CERF</b>	Central Emergency Response Fund
<b>CFC</b>	Common Fund for Commodities
<b>CGIAR</b>	Consultative Group on International Agricultural Research
<b>CITES</b>	Convention on International Trade in Endangered Species of Wild Fauna and Flora
<b>DAC</b>	Development Assistance Committee (OECD)
<b>DCF</b>	Development Cooperation Forum
<b>DDAGTF</b>	Doha Development Agenda Trust Fund
<b>DR</b>	Debt reduction
<b>DSR</b>	Debt service reduction
<b>EBRD</b>	European Bank for Reconstruction and Development
<b>EC</b>	European Commission
<b>ECHO</b>	European Commission – Humanitarian Aid & Civil Protection
<b>ECOSOC</b>	United Nations Economic and Social Council
<b>ECOWAS</b>	Economic Community of West African States
<b>EDF</b>	European Development Fund
<b>EIDHR</b>	European Initiative for Democracy and Human Rights
<b>EPPO</b>	European and Mediterranean Plant Protection Organisation
<b>ERP</b>	European Recovery Programme
<b>ESAF</b>	Enhanced Structural Adjustment Facility
<b>EU</b>	European Union
<b>FAO</b>	Food and Agriculture Organisation
<b>FC</b>	Federal Chancellery
<b>FMAFEWM</b>	Federal Ministry of Agriculture, Forestry, Environment and Water Management
<b>FMD</b>	Federal Ministry of Defence (until 2009)
<b>FMDS</b>	Federal Ministry of Defence and Sports (as of 2009)

<b>FMEAC</b>	Federal Ministry for Education, Arts and Culture
<b>FMEFY</b>	Federal Ministry of Economy, Family and Youth
<b>FMEIA</b>	Federal Ministry for European and International Affairs
<b>FMEL</b>	Federal Ministry of Economics and Labour
<b>FMF</b>	Federal Ministry of Finance
<b>FMH</b>	Federal Ministry of Health
<b>FMI</b>	Federal Ministry of the Interior
<b>FMJ</b>	Federal Ministry of Justice
<b>FMLSCO</b>	Federal Ministry of Labour, Social Affairs and Consumer Protection (as of 2009)
<b>FMSCP</b>	Federal Ministry of Social Affairs and Consumer Protection (until 2009).
<b>FMSR</b>	Federal Ministry of Science and Research
<b>FMSSGCP</b>	Federal Ministry of Social Security, Generations and Consumer Protection (until 2007)
<b>GEF</b>	Global Environmental Facility
<b>GNI</b>	Gross National Income
<b>HIPC</b>	Heavily Indebted Poor Countries
<b>IAEA</b>	International Atomic Energy Agency
<b>IARC</b>	International Agricultural Research Centre
<b>IBRD</b>	International Bank for Reconstruction and Development
<b>ICRC</b>	International Committee of the Red Cross
<b>IDA</b>	International Development Association
<b>IDB</b>	Inter-American Development Bank
<b>IFAD</b>	International Fund for Agricultural Development
<b>IFC</b>	International Finance Corporation
<b>IFI</b>	International Financial Institution
<b>ILO</b>	International Labour Organisation
<b>IMF</b>	International Monetary Fund
<b>IOM</b>	International Organisation for Migration
<b>IPA</b>	Instrument for Pre-Accession
<b>IPCC</b>	Intergovernmental Panel on Climate Change
<b>IPGRI</b>	International Plant Genetic Resources Institute
<b>IPT</b>	International Civilian Peace-keeping and Peace-building Training Program
<b>ISPA</b>	Instrument for Structural Policies for Pre-Accession
<b>IUCN</b>	International Union for Conservation of Nature and Natural Resources
<b>JED</b>	Junior Experts in Delegation
<b>JPO Programme</b>	Junior Professional Officer Programme
<b>LDCs</b>	Least Developed Countries
<b>LICs</b>	Low Income Countries
<b>LIFE</b>	European Financial Instrument for the Environment
<b>LMICs</b>	Lower Middle Income Countries
<b>MIGA</b>	Multilateral Investment Guarantee Agency
<b>MOPAN</b>	Multilateral Organisation Performance Assessment Network
<b>n.a.</b>	not applicable
<b>NGO</b>	Non-governmental organisation
<b>ODA</b>	Official development assistance
<b>OECD</b>	Organisation for Economic Co-operation and Development
<b>OeEB</b>	Oesterreichische Entwicklungsbank, Austrian Development Bank
<b>OHCHR</b>	Office of the High Commissioner for Human Rights
<b>PPP</b>	Public-private partnerships

<b>PRGF</b>	Poverty Reduction and Growth Facility
<b>SIDS</b>	Small Island Developing States
<b>SPIDER</b>	United Nations Platform for Space-based Information for Disaster Management and Emergency Response
<b>TF</b>	Trust Fund
<b>UMIC</b>	Upper Middle Income Countries
<b>UN</b>	United Nations
<b>UNAIDS</b>	Joint United Nations Programme on HIV/AIDS
<b>UNCCD</b>	United Nations Convention to Combat Desertification
<b>UNCDF</b>	United Nations Capital Development Fund
<b>UNDESA</b>	United Nations Department of Economic and Social Affairs
<b>UNDP</b>	United Nations Development Programme
<b>UNECE</b>	United Nations Economic Commission for Europe
<b>UNEP</b>	United Nations Environment Programme
<b>UNESCO</b>	United Nations Educational, Scientific and Cultural Organisation
<b>UNFCCC</b>	United Nations Framework Convention on Climate Change
<b>UNFPA</b>	United Nations Population Fund
<b>UNHCR</b>	United Nations High Commissioner for Refugees
<b>UNICEF</b>	United Nations Children's Fund
<b>UNIDF</b>	United Nations Fund for Industrial Development
<b>UNIDO</b>	United Nations Industrial Development Organisation
<b>UNIFEM</b>	United Nations Development Fund for Women
<b>UNITAR</b>	United Nations Institute for Training and Research
<b>UNMAS</b>	United Nations Mine Action Service
<b>UNOCHA</b>	United Nations Office for the Coordination of Humanitarian Affairs
<b>UNOOSA</b>	United Nations Office for Outer Space Affairs
<b>UNPKO</b>	United Nations Peacekeeping Operations
<b>UNRWA</b>	United Nations Relief and Works Agency for Palestine Refugees in the Near East
<b>UNSCR</b>	United Nations Security Council Resolution
<b>UNV</b>	United Nations Volunteers Programme
<b>UNVFTC</b>	United Nations Voluntary Fund for Technical Co-operation in the Field of Human Rights
<b>UNVFVT</b>	United Nations Voluntary Fund for Victims of Torture
<b>WFP</b>	World Food Programme
<b>WHO</b>	World Health Organisation
<b>WMO</b>	World Meteorological Organisation
<b>WTO</b>	World Trade Organisation

# About the report

The report deals in detail with the whole of Austria's official development assistance (ODA). It is intended as a reference source, providing a complete review of the origin, composition, volume and use of Austrian ODA.

The statistics are based on the definitions and directives of the OECD Development Assistance Committee (DAC) for describing official development assistance, which are designed in particular to establish an internationally comparable basis for determining whether and to what extent goals are being met.

The report proceeds from a general breakdown of the two main components, multilateral ODA and bilateral ODA, to a more specific part dealing with the contributions by the Austrian Development Bank (Oesterreichische Entwicklungsbank – OeEB) and the breakdown of developmental cross-cutting issues. Section III.1 devotes particular attention to the bilateral programme of Austrian Development Cooperation (ADC) implemented by the Austrian Development Agency (ADA).

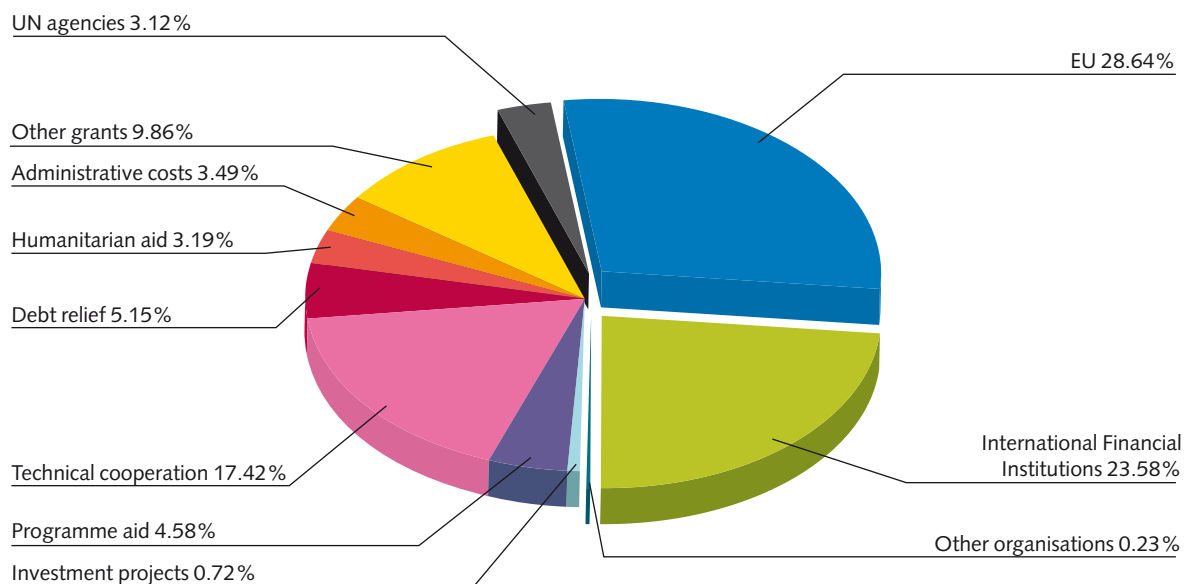




# I. ODA overview

## I.1 Main components of Austrian ODA 2009

Disbursements in %

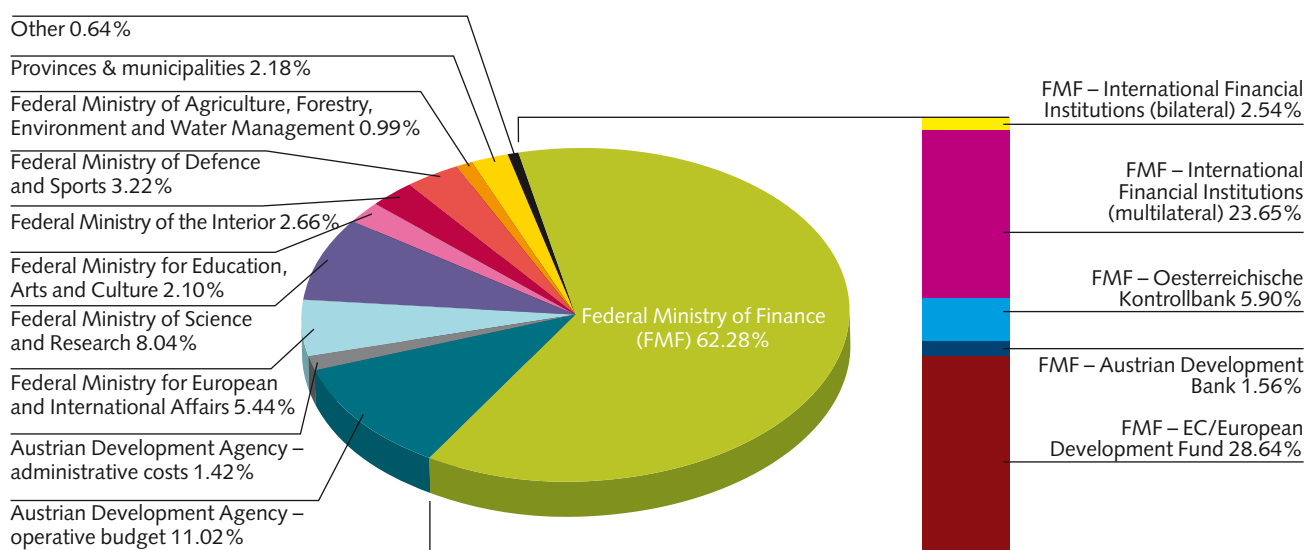


	€ mill.	in %		€ mill.	in %
Bilateral ODA	364.17	44.42			
Grants	368.48	44.94	Investment projects	5.88	0.72
			Programme aid	37.59	4.58
			Technical cooperation	142.86	17.42
			Other	182.16	22.22
			Debt relief	42.21	5.15
			Humanitarian aid	26.12	3.19
			Administrative costs	28.65	3.49
			Other grants	85.19	10.39
Loans and Equity					
Investment*	-4.31	-0.53			
Multilateral ODA	455.75	55.58	UN agencies	25.62	3.12
			European Union	234.84	28.64
			International Financial Institutions	193.38	23.58
			Other organisations	1.91	0.23
Total ODA	819.91	100.00			
0.30% of GNI					

\*Since the negative net ODA results cannot be properly shown in the main category "Loans and Equity Investment" in this pie chart, the loan repayments were deducted from the item "Other grants". The low amount of these components means that there is no major shift in the relations.

## I.2 Financial sources of Austrian ODA 2009

Disbursements in %



## I.3 Development of Austrian ODA 2005–2009, total

Disbursements in € mill. and in % of GNI

	2005	2006	2007	2008	2009
<b>ODA, total</b>	<b>1,265.89</b>	<b>1,193.80</b>	<b>1,321.08</b>	<b>1,187.97</b>	<b>819.91</b>
<i>of which: bilateral ODA</i>	991.25	869.70	967.39	855.27	364.17
<i>of which: multilateral ODA</i>	274.64	324.10	353.69	332.70	455.75
<b>ODA in % of GNI, total</b>	<b>0.52%</b>	<b>0.47%</b>	<b>0.50%</b>	<b>0.43%</b>	<b>0.30%</b>

## I.4 Federal ODA (ODA matrix) 2009, disbursements in €

Use of funds	Financing source	TOTAL ODA 2009		ADA			FMEA	FMF		FMSR	FMBAC	FMI	FMAFER/M	FMDS	Other federal agencies	Total federal payments
		101,999,010	4,221,837	of which:		of which OeEB										
				ADC/ADA*	external funds channelled through ADA			(incl. Disaster Fund)	(incl. OeEB)							
<b>Total ODA</b>		819,914,384	101,999,010	4,221,837	44,578,000	510,676,859	12,768,621	65,908,739	17,241,028	21,782,842	8,088,752	26,440,977	5,541,253	801,400,460		
<b>Bilateral ODA</b>		364,168,689	101,999,010	4,221,837	24,871,676	82,463,108	12,768,621	65,894,346	17,241,028	21,259,829	4,725,011	26,440,977	1,616,781	345,654,766		
Bilateral grants		368,479,377	101,999,010	9,448,197	24,871,676	85,916,796	9,768,621	65,894,346	17,241,028	21,259,829	4,725,011	26,440,977	1,616,781	349,965,453		
Investment projects		5,876,855	3,719,641	74,723		30,217	30,217		37,900			28,000		3,815,758		
Programme aid		37,589,416	25,501,634	105,000	2,200,000	9,782,782	1,000,000						105,000	37,589,416		
Technical cooperation		142,855,148	45,754,250	8,394,272	541,940	9,258,560	1,367,604	65,770,846	16,976,703	1,105,628	87,100	92,250	1,250,331	140,837,607		
of which: imputed students' costs		63,126,907						63,126,907						63,126,907		
Other resource provisions		182,157,958	27,023,486	4,042,114	22,129,736	66,845,237	7,370,800	123,500	226,425	20,154,201	4,637,911	26,320,727	261,450	167,722,673		
Associated financing grants in loan financing packages		12,606,952				12,606,952								12,606,952		
Food aid		2,515,046									2,515,046			2,515,046		
Humanitarian aid		26,115,417	3,292,250	3,731,510	3,891,490					2,571,096	1,880,000	13,658,829		25,293,665		
Debt relief		42,205,211				42,205,211								42,205,211		
Support to NGOs		1,482,065	438,115		650,000						85,000			1,364,615		
Development awareness		7,297,046	6,806,121											6,857,046		
Administrative costs **		28,650,054	12,489,702	18,429	15,261,963	700,654								17,498,817		
Asylum seekers in donor country		29,164,695								17,498,817				17,498,817		
Other grants		32,121,471	3,997,298	30,450	2,326,283	11,332,420	7,370,800	80,000	182,500	84,288	157,865	12,661,898	38,950	30,861,502		
Bilateral loans/Equity investment		-4,310,688				-3,453,688	3,000,000							-4,310,688		
FMEIA/ERP loans		-857,000				-857,000								-857,000		
World Bank co-financing		-6,453,688				-6,453,688								-6,453,688		
Equity investment		3,000,000				3,000,000	3,000,000							3,000,000		
<b>Multilateral ODA</b>		455,745,695	19,706,324	428,213,751	19,706,324	428,213,751	14,393	14,393		523,013	3,363,741		3,924,472	455,745,695		
United Nations		25,619,365			19,706,324						2,276,176		3,622,472	25,619,365		
EU		234,837,362				234,837,362								234,837,362		
IBRD/IDA		113,850,231				113,850,231								113,850,231		
Regional development banks		73,337,677				73,337,677								73,337,677		
Other organisations		8,101,060				6,188,481				523,013	1,087,565		302,000	8,101,060		
<b>ODA in % of GNI</b>		271,459,380,000.00												0.30%		

\* of which spending from operative ADA budget (incl. ERP-Fund) EUR 90,364,317. The total for operative measures does not include running costs (ca. EUR 11.63 mill.).

\*\* In the ODA total, the administrative costs for ADC/ADA consist of general administrative costs plus administrative costs from project agreements.

## II. Multilateral ODA components

### II.1 Development of multilateral ODA 2005–2009

Net disbursements in € mill.

	2005	2006	2007	2008	2009
<b>United Nations Organisations</b>	21.73	21.50	34.03	29.09	25.62
of which					
<i>FMEIA voluntary contributions</i>	11.78	11.00	13.68	12.75	13.04
<i>FMEIA obligatory contributions</i>	4.99	4.52	6.13	7.94	6.66
<i>Other departments</i>	4.96	5.99	14.22	8.40	5.91
<b>International Financial institutions</b>	72.47	112.51	127.15	98.21	193.38
of which					
<i>World Bank group</i>	37.40	78.43	81.54	84.67	113.85
<i>Regional banks</i>	28.75	28.44	28.65	5.91	73.34
<i>Other financial institutions</i>	6.32	5.64	16.96	7.63	6.19
<b>European Union</b>	177.51	187.98	190.45	203.26	234.84
of which					
<i>Budget</i>	107.55	117.23	114.53	118.72	143.54
<i>EDF</i>	69.96	70.76	75.92	84.54	91.29
<b>Other organisations</b>	2.93	2.11	2.06	2.14	1.91
<b>Total</b>	<b>274.64</b>	<b>324.10</b>	<b>353.69</b>	<b>332.70</b>	<b>455.75</b>
<i>in % of total ODA</i>	22%	27%	27%	28%	56%

In accordance with OECD/DAC classifications, the categories were as follows:

*International Financial Institutions:*

World Bank group: IBRD, IDA, IFC, MIGA (& associated trust funds)

Regional banks: AsDB, IDB, AfrDB, etc. (& associated trust funds)

Other financial institutions: IMF-ESAF/PRGF (until 2005), GEF (from 2009 100% ODA), CGIAR (until 2008), CFC

Other organisations: Montreal Protocol, CITES, EPPO, IOM, IUCN (until 2006), IPGRI, IPCC, DDAGTF, OECD Dev. Centre

In compliance with the OECD/DAC guideline documents, the International Fund for Agricultural Development (IFAD) is assigned to the UN group as of 2007.

Up until 2006, contributions for this are subsumed under „Other financial institutions“.

Up until 2008, payments to CGIAR, Consultative Group on International Agricultural Research, were reported as multilateral aid.

Since 2009 these payments have been reported as bilateral as these are funds earmarked for particular purposes by Austria.

## II.2 Multilateral ODA of FMEIA 2009

Net disbursements in € mill.

Organisation	Description	2009
	<b>United Nations Organisations</b>	
CERF	Core contribution to the United Nations Central Emergency Response Fund	0.30
OHCHR	Core contribution to the General Fund of OHCHR – United Nations High Commissioner for Human Rights (64% ODA)	0.06
OHCHR/UNVFTC	Core contribution to the OHCHR Voluntary Fund for Technical Co-operation in the Field of Human Rights (UNVFTC)	0.05
OHCHR/UNVFVT	Core contribution to the OHCHR Voluntary Fund for Victims of Torture (UNVFVT)	0.07
UNAIDS	Core contribution to the Joint United Nations Programme on HIV/AIDS (UNAIDS)	0.10
UNCDF	Core contribution to the United Nations Capital Development Fund (UNCDF)	0.60
UNDP	Core contribution to the United Nations Development Programme (UNDP)	4.80
UNDP JPO Programme	Core contribution to the Junior Professional Officer Programme (JPO) of UNDP	1.45
UNFPA	Core contribution to the United Nations Population Fund (UNFPA)	1.25
UNHCR	Core contribution to the United Nations High Commissioner for Refugees (UNHCR)	0.59
UNICEF	Core contribution to the United Nations Children's Fund (UNICEF)	1.45
UNIDF	Core contribution to the United Nations Fund for Industrial Development (UNIDF)	1.20
UNIFEM	Core contribution to the United Nations Development Fund for Women (UNIFEM)	0.15
UNITAR	Core contribution to the United Nations Institute for Training and Research (UNITAR)	0.03
UNOCHA	Core contribution to strengthen the Office for the Coordination of Humanitarian Affairs	0.11
UNRWA	Core contribution to the United Nations Relief and Works Agency for Palestine Refugees in the Near East (UNRWA)	0.74
UNV	Core contribution to the United Nations Volunteers Programme (UNV)	0.09
	<i>ODA-eligible voluntary contributions to United Nations Organisations</i>	<i>13.04</i>
IAEA	Compulsory contribution to the International Atomic Energy Agency (33% ODA)	1.00
UNCCD	Compulsory contribution to the United Nations Convention to Combat Desertification (UNCCD)	0.06
UNPKO	Contributions to core budgets of UN Peace Missions*	1.82
UNESCO	Compulsory contribution to the United Nations Educational, Scientific and Cultural Organisation (UNESCO) (60% ODA)	0.55
UNIDO	Compulsory contribution to the United Nations Industrial Development Organisation (UNIDO)	0.93
UNO	Compulsory contribution to the United Nations Budget (12% ODA)	2.29
	<i>ODA-eligible compulsory contributions to United Nations Organisations</i>	<i>6.66</i>
	<b>ODA-eligible contributions (FMEIA) to United Nations Organisations</b>	<b>19.71</b>

\* The ODA-eligible percentage of disbursements for peacekeeping missions is based on an expenditure analysis by DAC and the UN and a decision of the DAC Working Party on Statistics. For the reporting year 2009 6% of the multilateral contributions to the UN core budget for peace missions are counted as ODA.

### Earmarked contributions to international organisations

Apart from the core contributions listed above, there were also earmarked contributions by the FMEIA in 2009 to specific projects by international organisations listed in the DAC statistics as bilateral contributions.

Net disbursements in € mill.

Country/Sector*	Description	2009
Ethiopia/120	UNICEF: contribution to the UNICEF Trust Fund: POLIO+ Ethiopia	0.25
Sub-Saharan Africa, regional/120	WHO: contribution to the WHO Dracunculiasis Eradication Programme	0.20
Global/130	UNDP: contribution to the UNDP Thematic Trust Fund for HIV/AIDS	0.50
Global/130	UNFPA: contribution to the UNFPA Thematic Trust Fund „Maternal Health“	0.40
Africa, regional/150	UNIFEM: contribution to the African Union Gender Directorate	0.10
Global/150	UNDP: contribution to the Thematic Trust for Good Governance	0.40
Global/150	UNIFEM: contribution to the UN Trust Fund to End Violence Against Women	0.15
Global/150	OHCHR: contribution to the programme for the protection of minorities	0.10
Europe, regional/150	UNIFEM: contribution to the UNIFEM project to implement UNSCR 1325 in the Western Balkans	0.10
Kosovo/150	UNICEF: contribution to the UNICEF programme "Governance for Children" to promote capacity building in local authorities to strengthen children's rights	0.30
Mali/150	UNDP: strengthening the operational capacities of the government to prevent trafficking in human beings and organised crime (ECOWAS Regional Plan of Action)	0.20
Palestinian Territories/150	UNDP: contribution to the UN Register of Damage – to establish a register of damages for all legal persons having suffered from the construction of the Wall	0.05
Palestinian Territories/150	OHCHR: contribution to the programme of the OHCHR Field Office in Ramallah	0.06
Sub-Saharan Africa, regional/150	UNIFEM: contribution to UNIFEM programme for implementation of UNSCR 1325 and 1820 aimed at promoting women's participation in peacebuilding processes in pilot countries	0.10
Uganda/150	OHCHR: contribution to the programme of the OHCHR Field Office in Kampala	0.04
Asia, regional/150	UNMAS: contribution to UNMAS, earmarked for Afghanistan and Laos	0.20
Global/150	ASPR: funding of participation in IPT (International Civilian Peace-keeping and Peace-building Training Program) courses	0.02
Oceania, regional/230	IUCN: contribution 2009 to the Italian-Austrian Energy Cooperation in the Pacific (2008–2010)	0.30
Oceania, regional/230	IUCN: contribution to "Energy in SIDS"-Meeting: funding of participants from Pacific SIDS	0.09
Sierra Leone/240	UNCDF: contribution to the UNCDF programme for providing the poorest members of the population with enhanced and sustainable access to financial services in Sierra Leone	0.25
Global/410	UNDP: contribution to the UNDP Thematic Trust Fund for Energy and Environment	0.10
Europe, regional/410	UNDP: integration of climate change into the environmental strategy for the protection of the Black Sea	0.05
Global/430	Contribution to the JED programme of the European Commission, assignment of junior experts	0.43
Global/430	UNDESA/ECOSOC: travelling expenses for participants from LDCs in the DCF Symposium (Development Cooperation Forum) of UNDESA	0.10
Global/430	MOPAN: contribution to MOPAN (donor network) – to assess and increase the effectiveness of multilateral organisations in developing countries	0.06
Global/700	ICRC: core contribution to the International Committee of the Red Cross	0.65
North and Central America, regional/700	UNOOSA: contribution to Space-based Information for Disaster Management and Emergency Response (SPIDER) Programme in SIDS in the Caribbean region	0.05
Albania/998	UNDP: ONE-UN Albania: Delivering as One – Pilot Project Albanien	0.20
Cape Verde/998	UNDP: ONE-UN Cape Verde: Delivering as One – Pilot Project Cape Verde	0.20
<b>Total</b>		<b>5.64</b>

\* The three-digit codes are explained in the table „Distribution of ADC funds of ADA by sector“.

## II.3 Multilateral ODA to International Financial Institutions 2009

Net disbursements in € mill.

Organisation	Description	Donor	2009
<b>World Bank Group</b>			
IDA	Contribution to International Development Association, capital subscription (deposit)	FMF	106.80
IDA	Contribution to International Development Association, cash	FMF	3.13
IDA-HIPC	Contribution to HIPC-Trust Fund, cash	FMF	3.92
	<i>World Bank group</i>		113.85
<b>Regional banks</b>			
AfrDF	Contribution to the African Development Fund, capital subscription (deposit)	FMF	65.00
AfrDF	Contribution to the African Development Fund, cash	FMF	1.11
AsDF	Contribution to the Asian Development Fund, capital subscription (deposit)	FMF	6.80
EBRD TF	Contribution to the EBRD – Austrian Technical Assistance Co-operation Fund, cash (43% ODA from 2009)	FMF	0.43
	<i>Regional banks</i>		73.34
<b>Other financial institutions</b>			
CFC	Contribution to Common Fund for Commodities, cash	FMF	0.09
GEF	Contribution to Global Environment Facility, capital subscription (deposit) (100% ODA from 2009)	FMF	6.10
	<i>Other financial institutions</i>		6.19
<b>International Financial Institutions, total</b>			<b>193.38</b>
			<i>of which FMF</i> 193.38

Besides core contributions to International Financial Institutions in 2009, FMF also made earmarked contributions of about EUR 20.6 million for certain programmes/projects by international organisations. These are counted as bilateral ODA in DAC statistics.



## II.4 Multilateral contributions to development cooperation budgets of the European Union 2009

Net disbursements in € mill.

Organisation	Description	Donor	2009
<b>Commission budget for development cooperation</b>			
01 – ECFIN:	Budgetline Macroeconomic assistance & EBRD	FMF	0.35
04 – EMPL:	Instrument for Preaccession (IPA) – Human resources development	FMF	1.39
05 – AGRI:	Budgetline The Sapard pre-accession instrument – Completion of the programme	FMF	0.10
06 – ENERGY:	Budgetline Completion of Intelligent Energy – Europe programme	FMF	0.04
07 – ENV:	Budgetline LIFE – European Financial Instrument for the Environment	FMF	0.09
08 – RTD:	Budgetline Combating major diseases & specific measures in support of international cooperation	FMF	0.33
13 – REGIO:	Budgetline Pre-accession IPA and former ISPA	FMF	3.75
14 – TAXUD:	Budgetline Customs cooperation and international assistance	FMF	0.00
15 – EAC:	Budgetline ODA for education measures	FMF	0.40
19 – RELEX:	Budgetline Common foreign and security policy	FMF	6.13
19 – RELEX:	Budgetline Crisis response and global threats to security	FMF	4.29
19 – RELEX:	Budgetline European Initiative for Democracy and Human Rights (EIDHR)	FMF	2.60
19 – RELEX:	Budgetline European Neighbourhood Policy and relations with Russia	FMF	29.40
19 – RELEX:	Budgetline Multilateral relations, cooperation in the areas of migration & asylum, general external relations matters	FMF	1.24
19 – RELEX:	Budgetline Policy strategy and coordination for external relations policy area	FMF	0.40
19 – RELEX:	Budgetline Relations with Asia, Central Asia and East of Jordan countries	FMF	14.32
19 – RELEX:	Budgetline Relations with Latin America	FMF	6.01
20 – TRADE:	Budgetline ODA for external trade relations measures	FMF	0.05
21 – DEV:	Budgetline Environment and sustainable management of natural resources, including energy	FMF	1.72
21 – DEV:	Budgetline Food security/Facility for rapid response to soaring food prices in developing countries	FMF	14.30
21 – DEV:	Budgetline Geographical cooperation with ACP Countries	FMF	5.45
21 – DEV:	Budgetline Human and social development	FMF	2.40
21 – DEV:	Budgetline Non-state actors in development	FMF	3.85
21 – DEV:	Budgetline Other cooperation actions and ad-hoc programmes	FMF	0.06
21 – DEV:	Budgetline Policy strategy and coordination for development and relations with ACP States policy area	FMF	0.32
22 – ELARG:	Budgetline Information and communication strategy	FMF	0.19
22 – ELARG:	Budgetline Management of the Instrument for Pre-Accession	FMF	19.02
23 – ECHO:	Budgetline Humanitarian aid including aid to uprooted people, food aid and disaster preparedness		16.25
	Administrative expenditure of external assistance – ODA	FMF	9.12
	<i>European Commission (budget)</i>		143.54
EDF	Contribution to European Development Fund (EDF)	FMF	91.29
	<i>EDF and others</i>		91.29
<b>European Union, total</b>			<b>234.84</b>

## II.5 Multilateral contributions of other departments 2009

Net disbursements in € mill.

Organisation	Description	Donor	2009
<b>Federal Ministry of Agriculture, Forestry, Environment and Water Management (FMAFEWM)</b>			
<b>United Nations organisations</b>			
FAO	Assessed contribution to FAO (51 % ODA)	FMAFEWM	1.52
UNEP	Contribution 2009 to UNEP	FMAFEWM	0.40
UNFCCC	Contribution 2009 to United Nations Framework Convention on Climate Change – UNFCCC (61 % ODA)	FMAFEWM	0.06
WFP/FAO	Contribution to FAO – World Food Programme (WFP)	FMAFEWM	0.27
UNECE	Voluntary Contribution to the United Nations Economic Commission for Europe (89 % ODA)	FMAFEWM	0.03
	<i>UN organisations, * total</i>		2.28
<b>Other organisations</b>			
CGIAR (IARC)	Core contribution to International Plant Genetic Resources Institute (IPGRI) – associated with CGIAR	FMAFEWM	0.02
EPPO	Contribution to European and Mediterranean Plant Protection Organisation	FMAFEWM	0.04
CITES	Core contribution 2009 to CITES (Convention on International Trade in Endangered Species of Wild Flora and Fauna)	FMAFEWM	0.03
IPCC	Contribution to the Trust Fund of the Intergovernmental Panel on Climate Change (IPCC)	FMAFEWM	0.02
Montreal Protocol	Contribution 2009 to Montreal Protocol	FMAFEWM	0.03
Montreal Protocol	Contribution 2009 to Montreal Protocol Trust Fund	FMAFEWM	0.94
Montreal Protocol	Contribution 2009 to Montreal Protocol, Trust Fund Vienna Convention	FMAFEWM	0.00
	<i>Other organisations, total</i>		1.09
<b>FMAFEWM, total</b>			<b>3.36</b>

Net disbursements in € mill.

Organisation	Description	Donor	2009
<b>Other departments</b>			
<b>United Nations organisations</b>			
WHO	Assessed contribution 2009 to World Health Organisation (76 % ODA)	FMH	2.24
ILO	Assessed contribution 2009 to International Labour Organisation (60 % ODA)	FMLSCLP	1.38
WMO	Assessed contribution to World Meteorological Organisation (4 % ODA)	BMSR	0.01
	<i>UN organisations, * total</i>		3.64
<b>Other organisations</b>			
OECD Development Centre	Contribution to OECD Development Centre	FC	0.10
IOM	Contribution to International Organisation for Migration	FMI	0.52
WTO-DDAGTF	Contribution to Doha Development Agenda Global Trust Fund – 2009	FMEFY	0.20
	<i>Other organisations, total</i>		0.83
<b>Other departments, total</b>			<b>4.46</b>

\* Austria's total ODA-eligible contribution to the United Nations organisations can be seen in Table II.1.

## III. Bilateral ODA components

### III.1 Bilateral ADC funds of ADA

#### III.1.1 Development of bilateral ADC funds of ADA 2005–2009

	Net disbursements in € mill.				
	2005	2006	2007	2008	2009
<b>ADC/ADA, total</b>	<b>84.66</b>	<b>94.82</b>	<b>92.02</b>	<b>102.77</b>	<b>90.36</b>
<i>of which: budget</i>	77.08	84.30	82.51	92.85	80.92
<i>of which: ERP-Fund</i>	7.58	10.52	9.51	9.92	9.45
<i>in % of total Austrian ODA</i>	6.69%	7.94%	6.97%	8.65%	11.02%

#### III.1.2 Distribution of bilateral ADC funds of ADA 2007–2009 by income status of partner countries

	Net disbursements in € mill. and in %					
	2007		2008		2009	
	€ mill.	in %	€ mill.	in %	€ mill.	in %
LDCs – Least Developed Countries*	34.39	37.38	46.95	45.69	39.27	43.46
Other LICs – Other Low Income Countries	12.46	13.54	3.25	3.16	2.57	2.84
LMICs – Lower Middle Income Countries	23.32	25.34	24.40	23.75	21.43	23.72
UMICs – Upper Middle Income Countries	2.37	2.57	9.04	8.79	8.83	9.77
n.a. – not applicable**	19.48	21.17	19.13	18.61	18.26	20.21
<b>ADC/ADA, total</b>	<b>92.02</b>	<b>100.00</b>	<b>102.77</b>	<b>100.00</b>	<b>90.36</b>	<b>100.00</b>

\* including Africa regional/multi-country and sub-Saharan Africa regional/multi-country

\*\* including measures in Austria, bilateral multi-country and other regional measures

### III.1.3 Geographical distribution of bilateral ADC funds of ADA to priority countries and other partner countries by key region 2007–2009

		Net disbursements in € mill. and in %					
		2007		2008		2009	
		€ mill.	in %	€ mill.	in %	€ mill.	in %
<b>Key region West Africa/Sahel, total</b>		<b>8.54</b>	<b>9.28</b>	<b>9.48</b>	<b>9.22</b>	<b>9.57</b>	<b>10.59</b>
Priority countries	Burkina Faso	3.03	3.30	4.91	4.78	4.45	4.93
	Cape Verde	1.81	1.96	1.64	1.60	1.59	1.76
Other partner countries in the region	Senegal	2.10	2.29	2.05	1.99	2.29	2.53
	other	0.13	0.15	0.10	0.10	0.22	0.24
West Africa, regional		1.46	1.59	0.77	0.75	1.02	1.13
<b>Key region East Africa, total</b>		<b>17.78</b>	<b>19.32</b>	<b>20.00</b>	<b>19.46</b>	<b>18.67</b>	<b>20.67</b>
Priority countries	Ethiopia	4.02	4.37	5.67	5.52	6.78	7.50
	Uganda	8.13	8.83	10.42	10.14	8.34	9.23
Other partner countries in the region	Burundi	0.51	0.55	0.30	0.29	0.24	0.26
	Kenya	2.12	2.30	1.29	1.26	1.26	1.39
	Rwanda	0.94	1.02	0.97	0.94	0.92	1.02
	Tanzania	0.69	0.75	0.64	0.62	0.46	0.51
	other	0.45	0.49	0.15	0.15	0.23	0.25
East Africa, regional		0.93	1.01	0.56	0.54	0.45	0.49
<b>Key region Southern Africa, total</b>		<b>5.83</b>	<b>6.33</b>	<b>11.94</b>	<b>11.62</b>	<b>9.14</b>	<b>10.11</b>
Priority country	Mozambique	2.47	2.69	8.52	8.29	6.12	6.77
Other partner countries in the region	Namibia	0.08	0.08	0.16	0.16	0.03	0.03
	South Africa, Rep.	1.06	1.15	0.89	0.87	0.79	0.87
	Zimbabwe	1.12	1.22	0.92	0.89	0.43	0.48
	other	0.11	0.12	0.06	0.05	0.02	0.02
Southern Africa, regional		0.98	1.07	1.39	1.35	1.75	1.93
<b>Key region Central America/Caribbean*, total</b>		<b>10.66</b>	<b>11.58</b>	<b>10.12</b>	<b>9.85</b>	<b>9.63</b>	<b>10.65</b>
Priority country	Nicaragua	5.92	6.44	5.68	5.53	5.24	5.80
Other partner countries in the region	El Salvador	0.63	0.68	0.48	0.47	0.44	0.48
	Guatemala	1.71	1.86	0.87	0.85	1.15	1.27
	other	0.04	0.04	0.09	0.09	0.06	0.07
Central America, regional		2.33	2.53	1.62	1.57	2.50	2.77
CARICOM region		0.03	0.04	1.38	1.34	0.24	0.26
<b>Key region Himalayas-Hindu Kush, total</b>		<b>5.18</b>	<b>5.63</b>	<b>5.30</b>	<b>5.15</b>	<b>4.97</b>	<b>5.50</b>
Priority country	Bhutan	1.98	2.15	2.74	2.66	2.82	3.12
Other partner countries in the region	Nepal	1.94	2.11	1.18	1.14	0.87	0.97
	other	0.86	0.94	0.89	0.86	0.57	0.63
Himalayas-Hindu Kush, regional		0.39	0.43	0.50	0.48	0.71	0.79

\* Since 2008, cooperation with the Caribbean Community, CARICOM, as specified in the Three-Year Programme, has been cited under the Central America priority region, which is therefore now designated as Central America/Caribbean. The changes have also been made for the previous years for better comparison, resulting in slight differences compared with last years' tables.

Net disbursements in € mill. and in %

		2007		2008		2009	
		€ mill.	in %	€ mill.	in %	€ mill.	in %
<b>Key region South Eastern Europe/Western Balkans, total</b>		<b>22.08</b>	23.99	<b>19.75</b>	19.22	<b>18.72</b>	20.72
Priority countries	Albania	2.91	3.16	2.68	2.61	1.63	1.80
	Bosnia and Herzegovina	2.50	2.72	2.55	2.49	2.94	3.25
	Macedonia	3.85	4.18	0.96	0.93	2.11	2.34
	Serbia	3.46	3.76	2.80	2.73	2.90	3.21
	Kosovo	1.25	1.35	1.31	1.27	2.19	2.43
	Montenegro	1.85	2.01	1.69	1.65	1.84	2.03
	Moldova	1.59	1.72	1.67	1.62	1.53	1.70
Other partner countries in the region	other	0.70	0.76	0.08	0.08	0.01	0.01
South Eastern Europe/Western Balkans, regional		3.97	4.31	5.99	5.83	3.57	3.95
<b>Other priority</b>	Palestinian Territories	<b>1.83</b>	1.99	<b>5.15</b>	5.01	<b>3.20</b>	3.54
<b>Other key region</b>	South Caucasus	<b>0.26</b>	0.28	<b>0.94</b>	0.91	<b>0.65</b>	0.72
<b>Special programme</b>	Western Sahara	<b>0.22</b>	0.24	<b>0.31</b>	0.31	<b>0.42</b>	0.46
<b>Key regions, total</b>		<b>70.31</b>	76.41	<b>77.52</b>	75.43	<b>71.36</b>	78.97
<b>Priority countries, total</b>		<b>46.60</b>	50.64	<b>58.40</b>	56.83	<b>53.68</b>	59.40
<b>Key regions, priority countries &amp; special programme, total</b>		<b>72.37</b>	78.64	<b>82.98</b>	80.75	<b>74.97</b>	82.97
<b>ADC/ADA – ODA flows to countries (regions) outside geographical focus</b>		<b>19.65</b>	21.36	<b>19.78</b>	19.25	<b>15.39</b>	17.03
<b>ADC/ADA, total</b>		<b>92.02</b>	100.00	<b>102.77</b>	100.00	<b>90.36</b>	100.00

### III.1.4 Distribution of bilateral ADC funds of ADA by sector 2007–2009

Net disbursements in € mill. and in %

DAC Code	Description	2007		2008		2009	
		€ mill.	in %	€ mill.	in %	€ mill.	in %
110	Education	8.57	9.31	9.20	8.95	9.42	10.43
120	Health	4.47	4.86	4.82	4.69	3.11	3.45
130	Population policy/programmes and reproductive health	1.32	1.43	1.72	1.67	1.28	1.41
140	Water supply and sanitation	10.94	11.89	8.81	8.57	9.53	10.55
150	Government and civil society, conflict prevention and resolution, peace and security	17.86	19.41	21.86	21.27	17.23	19.06
160	Other social infrastructure and services	5.61	6.10	6.76	6.58	5.66	6.27
<b>100</b>	<b>Social infrastructure and services</b>	<b>48.77</b>	<b>53.00</b>	<b>53.15</b>	<b>51.72</b>	<b>46.23</b>	<b>51.16</b>
210	Transport and storage	0.05	0.05	0.24	0.24	0.21	0.23
220	Communication	0.51	0.56	0.23	0.22	0.15	0.16
230	Energy generation and supply	2.75	2.99	4.29	4.18	4.19	4.64
240	Banking and financial services	0.68	0.74	0.18	0.17	0.28	0.31
250	Business and other services	3.31	3.59	6.53	6.35	2.18	2.41
<b>200</b>	<b>Economic infrastructure and services</b>	<b>7.30</b>	<b>7.93</b>	<b>11.47</b>	<b>11.16</b>	<b>7.00</b>	<b>7.75</b>
310	Agriculture, forestry, fishing	4.90	5.33	6.22	6.05	5.61	6.21
320	Industry, mining and construction	3.05	3.31	1.94	1.88	2.92	3.24
330	Trade and tourism	3.06	3.32	2.11	2.06	3.18	3.52
<b>300</b>	<b>Production sectors</b>	<b>11.01</b>	<b>11.97</b>	<b>10.27</b>	<b>9.99</b>	<b>11.72</b>	<b>12.96</b>
410	General environmental protection	1.92	2.08	1.72	1.67	1.77	1.96
430	Other multi-sectoral measures	9.96	10.82	8.93	8.69	10.34	11.44
<b>400</b>	<b>Multi-sectoral measures</b>	<b>11.87</b>	<b>12.90</b>	<b>10.65</b>	<b>10.36</b>	<b>12.12</b>	<b>13.41</b>
<b>500</b>	<b>Commodity aid and general programme assistance</b>	<b>0.30</b>	<b>0.33</b>	<b>3.20</b>	<b>3.11</b>	<b>1.60</b>	<b>1.77</b>
<b>600</b>	<b>Debt relief</b>	–	–	–	–	–	–
<b>700</b>	<b>Humanitarian aid</b>	<b>3.26</b>	<b>3.54</b>	<b>5.88</b>	<b>5.72</b>	<b>3.29</b>	<b>3.64</b>
910	Administrative costs of donors	0.69	0.75	0.86	0.84	0.86	0.95
920	Support to NGOs	0.70	0.76	0.18	0.18	0.44	0.48
998	Unspecified	8.11	8.82	7.10	6.91	7.11	7.87
<b>900</b>	<b>Unspecified and other</b>	<b>9.51</b>	<b>10.33</b>	<b>8.14</b>	<b>7.92</b>	<b>8.41</b>	<b>9.30</b>
<b>ADC/ADA, total</b>		<b>92.02</b>	<b>100.00</b>	<b>102.77</b>	<b>100.00</b>	<b>90.36</b>	<b>100.00</b>

## III.1.5 Implementation structure of bilateral ADC funds of ADA 2007–2009

	Net disbursements in € mill. and in %					
	2007		2008		2009	
	€ mill.	in %	€ mill.	in %	€ mill.	in %
1. Austrian NGOs primarily implementing projects outside Austria	30.54	33.19	23.69	23.05	22.58	24.99
2. Austrian NGOs primarily implementing projects within Austria	6.38	6.93	5.14	5.00	5.90	6.53
3. Austrian NGOs primarily implementing scholarship programmes	2.93	3.19	2.73	2.66	3.39	3.75
<b>Austrian NGOs, total (1–3)</b>	<b>39.86</b>	<b>43.31</b>	<b>31.56</b>	<b>30.71</b>	<b>31.88</b>	<b>35.28</b>
4. Companies in Austria	9.64	10.47	9.29	9.04	6.24	6.90
5. Individuals (consultants)	0.16	0.18	0.11	0.11	0.02	0.02
6. Public authorities, universities and other bodies in Austria	3.72	4.04	3.72	3.62	3.95	4.37
<b>Companies &amp; other institutions in Austria, total (4–6)</b>	<b>13.52</b>	<b>14.69</b>	<b>13.13</b>	<b>12.78</b>	<b>10.20</b>	<b>11.29</b>
<b>Austrian institutions, total (1–6)</b>	<b>53.37</b>	<b>58.00</b>	<b>44.69</b>	<b>43.48</b>	<b>42.08</b>	<b>46.56</b>
7. Public authorities/ministries in partner country	10.32	11.21	22.11	21.51	21.19	23.45
8. NGOs and other institutions in partner country	4.76	5.18	3.70	3.60	3.55	3.93
<b>Institutions in partner countries, total (7–8)</b>	<b>15.08</b>	<b>16.39</b>	<b>25.80</b>	<b>25.11</b>	<b>24.74</b>	<b>27.38</b>
9. International organisations & PPPs*	13.27	14.42	21.08	20.51	10.77	11.92
10. International NGOs	1.73	1.88	2.67	2.60	3.23	3.58
11. Other	8.57	9.31	8.52	8.29	9.54	10.56
<b>International and other agencies, total (9–11)</b>	<b>23.57</b>	<b>25.61</b>	<b>32.28</b>	<b>31.41</b>	<b>23.55</b>	<b>26.06</b>
<b>ADC/ADA, total</b>	<b>92.02</b>	<b>100.00</b>	<b>102.77</b>	<b>100.00</b>	<b>90.36</b>	<b>100.00</b>

\* As understood by DAC, public-private partnerships mean international organisations whose decision-making bodies include representatives of both government and civil society.

## III.2 Bilateral ODA disbursements, total

### III.2.1 The top 10 recipient countries or regions of Austrian ODA 2009

Net disbursements in € mill. and in %

Position	Country	Net disbursements 2009	in % of bilat. ODA	of which debt relief
1	Bilateral, multi-country	22.69	6.23	–
2	<b>Bosnia and Herzegovina<sup>1</sup></b>	20.53	5.64	1.90
3	Turkey <sup>1, 2</sup>	19.21	5.28	–
4	<b>Kosovo<sup>3</sup></b>	15.37	4.22	–
5	Europe, regional	14.64	4.02	–
6	Chad <sup>4</sup>	14.16	3.89	–
7	Côte d'Ivoire	12.75	3.50	12.71
8	Togo	10.47	2.87	10.34
9	Tanzania	9.31	2.56	8.42
10	China <sup>1, 5</sup>	9.28	2.55	–
<b>Bilateral ODA, total</b>		<b>364.17</b>	<b>100.00</b>	<b>42.21</b>

ADC/ADA priority countries are marked in bold.

1 high share of imputed students' costs

2 high share of teachers sent

3 high share of contributions to UN peace missions

4 high share of humanitarian aid

5 high share of grants for export credit finance

### III.2.2 Development of debt relief measures in Austrian ODA 2005–2009

Net disbursements in € mill.

Type	Donor/Budget	Description	2005	2006	2007	2008	2009
Interest rate reductions	FMF	Interest rate reductions as part of Paris Club debt rescheduling (DSR option*)	29.56	34.24	31.66	32.79	12.35
Debt reductions	FMF	Paris Club debt rescheduling with debt cancellation (DR option**)	697.68	568.55	643.69	475.63	29.85
<b>Total</b>			<b>727.24</b>	<b>602.79</b>	<b>675.35</b>	<b>508.42</b>	<b>42.21</b>
<i>in % of total ODA</i>			57.45	50.49	51.12	42.80	5.15
ODA, total			1,265.89	1,193.80	1,321.08	1,187.97	819.91

\*) DSR option: debt service reduction by extending maturities and reducing interest rates

\*\*) DR option: debt reduction through partial or total cancellation of debt



## III.2.3 Debt relief measures in Austrian ODA 2009

Net disbursements in € mill. and in %

Country	Debt service reductions (DSR)	Debt reductions (DR)	Debt relief measures, total	in %
Bosnia and Herzegovina	1.90	–	1.90	4.51
Central African Republic	0.06	–	0.06	0.15
Congo, Dem. Rep.	1.43	–	1.43	3.40
Côte d'Ivoire	1.42	11.29	12.71	30.13
Egypt	6.89	–	6.89	16.33
Guinea	0.16	–	0.16	0.37
Indonesia	0.01	–	0.01	0.02
Tanzania	–	8.42	8.42	19.96
Togo	0.20	10.14	10.34	24.50
Vietnam	0.27	–	0.27	0.64
<b>Total</b>	<b>12.35</b>	<b>29.85</b>	<b>42.21</b>	<b>100.00</b>
<i>in % of total ODA</i>				<i>5.15</i>

## Distribution by status of recipient country

Net disbursements in € mill. and in %

Status	Debt service reductions (DSR)	Debt reductions (DR)	Debt relief measures, total	in %
LDCs	1.86	18.56	20.42	48.37
Other LICs	1.69	11.29	12.99	30.77
LMICs	8.80	–	8.80	20.86
<b>Total</b>	<b>12.35</b>	<b>29.85</b>	<b>42.21</b>	<b>100.00</b>

## III.2.4 ODA by federal provinces and municipalities 2007–2009

		Net disbursements in €		
Province	Donor	2007	2008	2009
Burgenland	Burgenland (province)	128,000	8,634	21,800
	various municipalities in Burgenland <sup>1</sup>	7,660	4,702	7,572
<b>Burgenland, total</b>		<b>135,660</b>	<b>13,336</b>	<b>29,372</b>
Carinthia	Carinthia (province)	231,164	111,275	117,967
	Villach	–	24,622	17,647
	various municipalities in Carinthia <sup>1</sup>	–	10,598	11,325
<b>Carinthia, total</b>		<b>231,164</b>	<b>146,495</b>	<b>146,938</b>
Lower Austria	Lower Austria (province)	401,856	715,907	458,722
	St. Pölten	15,950	4,450	4,450
	various municipalities in Lower Austria <sup>1</sup>	71,118	82,480	43,041
<b>Lower Austria, total</b>		<b>488,924</b>	<b>802,837</b>	<b>506,213</b>
Upper Austria	Upper Austria (province)	1,966,965	1,885,060	1,727,674
	Linz	13,226	58,470	42,705
	Wels	15,400	25,100	13,900
	Traun	–	3,300	5,321
	Braunau	–	–	2,808
	Rohrbach	5,000	4,500	5,202
	Steyr	–	–	3,000
	various municipalities in Upper Austria <sup>1</sup>	42,537	50,181	80,983
<b>Upper Austria, total</b>		<b>2,043,129</b>	<b>2,026,611</b>	<b>1,881,593</b>
Salzburg	Salzburg (province)	448,300	520,300	491,510
	Salzburg (city)	99,850	100,400	119,700
	Grödig	–	15,000	–
	various municipalities in Salzburg <sup>1</sup>	6,290	9,676	4,784
<b>Salzburg, total</b>		<b>554,440</b>	<b>645,376</b>	<b>615,994</b>
Styria	Styria (province)	899,737	389,982	487,373
	Graz	11,050	38,829	17,800
	various municipalities in Styria <sup>1</sup>	749	43,525	15,959
<b>Styria, total</b>		<b>911,536</b>	<b>472,336</b>	<b>521,132</b>
Tyrol	Tyrol (province)	794,865	865,979	1,306,232
	Innsbruck	38,000	–	–
	various municipalities in Tyrol <sup>1</sup>	24,529	16,053	16,253
<b>Tyrol, total</b>		<b>857,394</b>	<b>882,032</b>	<b>1,322,486</b>
Vorarlberg	Vorarlberg (province)	878,904	758,884	845,515
	Bregenz	5,000	8,000	8,000
	Feldkirch	20,499	16,890	10,000
	Wolfurt	10,450	15,496	10,250
	Götzis	12,000	17,300	12,900
	Hohenems	500	200	200
	Dornbirn	28,421	17,580	18,450
	various municipalities in Vorarlberg <sup>2</sup>	34,253	–	–
<b>Vorarlberg, total</b>		<b>990,027</b>	<b>834,350</b>	<b>905,315</b>
Vienna	Vienna (city)	597,567	477,698	317,502
<b>Vienna, total</b>		<b>597,567</b>	<b>477,698</b>	<b>317,502</b>
	Association of Austrian Cities and Towns	76,300	2,772	–
	Provinces – share in cost of asylum seekers managed by the State	14,654,403	12,501,300	11,665,878
<b>Total</b>		<b>21,540,543</b>	<b>18,805,142</b>	<b>17,912,424</b>

1 Contributions to Climate Alliance Austria for financing regional development in Rio Negro/Amazon by municipalities not listed as ODA-donors otherwise.

2 Contributions by Vorarlberg municipalities for reconstruction in the tsunami disaster aftermath in India, remitted via the Vorarlberg Municipal Association.

## III.2.5 ODA disbursements for priority countries: financial sources and components 2007–2009

## Austrian ODA to Albania 2007–2009

Net disbursements in €

Donor	Component	2007	2008	2009
<b>ODA from core budget</b>				
ADC/ADA	Projects and programmes*	2,911,531	2,684,387	1,630,580
ADC/FMEIA	Contributions to projects of multilateral organisations**	200,000	250,000	200,000
<b>ODA from other sources</b>				
Other ministries				
FMF	Total payments	–	–	761,417
	<i>of which subsidies for export credit finance</i>	–	–	733,000
	<i>of which OeEB funding</i>	–	–	28,417
FMSR	Funding for technical cooperation	944,331	1,069,214	1,112,575
	<i>of which imputed students' costs</i>	801,374	944,304	1,054,309
FMEAC	Project aid/Technical cooperation	613,080	888,799	1,516,106
	<i>of which funding via KulturKontakt</i>	54,669	58,242	89,957
FC	Project aid	–	15,000	–
FMI	Technical cooperation and humanitarian aid	49,076	4,780	17,728
FMD/FMDS	Project aid and humanitarian aid	–	1,548	18,450
Countries, municipalities & chambers	Project assistance and humanitarian aid	680,635	453,885	625,033
<b>ODA, total</b>		<b>5,398,653</b>	<b>5,367,613</b>	<b>5,881,888</b>

\* Project lists available from ADA on request.

\*\* Financed from the budget for multilateral cooperation.

After the government reshuffle in 2008 the Federal Ministry of Defence (FMD) became the Federal Ministry of Defence and Sports (FMDS).

## Austrian ODA to Bhutan 2007–2009

		Net disbursements in €		
Donor	Component	2007	2008	2009
<b>ODA from core budget</b>				
ADC/ADA	Projects and programmes*	1,980,754	2,735,570	2,817,622
<b>ODA from other sources</b>				
Other ministries				
FMSR	Technical cooperation	49,817	33,587	43,840
	<i>of which imputed students' costs</i>	49,817	33,587	41,020
ERP	Loan repayments	-857,000	-857,000	-857,000
Foreign Disaster Fund	Humanitarian aid	–	–	401,510
Countries, municipalities & chambers	Project aid	20,000	–	–
<b>ODA, total</b>		<b>1,193,570</b>	<b>1,912,158</b>	<b>2,405,973</b>

\*Project lists available from ADA on request.

## Austrian ODA to Bosnia und Herzegovina 2007–2009

		Net disbursements in €		
Donor	Component	2007	2008	2009
<b>ODA from core budget</b>				
ADC/ADA	Projects and programmes*	2,502,988	2,553,808	2,939,712
<b>ODA from other sources</b>				
Other ministries				
FMF	Total payments	6,012,120	7,869,696	3,851,995
	<i>of which grants for export credit finance</i>	1,634,855	3,135,819	1,879,836
	<i>of which debt relief</i>	4,377,265	4,733,877	1,904,959
	<i>of which OeEB funding</i>	–	–	67,200
FMSR	Funding for technical cooperation	12,418,503	12,890,854	10,819,474
	<i>of which imputed students' costs</i>	12,301,433	12,768,929	10,767,413
FMEAC	Funding for technical cooperation	194,060	179,783	204,693
	<i>of which funding via KulturKontakt</i>	58,258	81,916	126,802
FC	Project aid	–	11,000	–
FMD/FMDS	UN peace mission & project aid	2,727,829	2,367,172	2,345,815
FMI	Police mission & returnee assistance	282,191	270,924	296,214
FMSCP/FMLSCP	Technical cooperation	–	110,000	2,799
Austrian Court of Audit	Technical cooperation	2,103	–	–
Countries, municipalities & chambers	Project assistance and humanitarian aid	26,202	92,960	70,662
<b>ODA, total</b>		<b>24,165,996</b>	<b>26,346,197</b>	<b>20,531,365</b>

\*Project lists available from ADA on request.

After the government reshuffle in 2008 the Federal Ministry of Defence (FMD) became the Federal Ministry of Defence and Sports (FMDS).  
From 2009 the disbursements of FMSCP have been made by FMLSCP.

## Austrian ODA to Burkina Faso 2007–2009

		Net disbursements in €		
Donor	Component	2007	2008	2009
<b>ODA from core budget</b>				
ADC/ADA	Projects and programmes*	3,033,368	4,910,571	4,454,283
ADC/FMEIA	Contributions to projects of multilateral organisations**	229,810	–	–
<b>ODA from other sources</b>				
Other ministries				
FMSR	Funding for technical cooperation	61,067	45,734	33,722
	<i>of which imputed students' costs</i>	49,817	41,984	32,816
FMEAC	Education cooperation	3,400	5,400	3,400
FC	Project aid	–	4,000	–
Foreign Disaster Fund	Humanitarian aid	–	–	400,000
Countries, municipalities & chambers	Project assistance and humanitarian aid	88,702	346,673	116,285
<b>ODA, total</b>		<b>3,416,346</b>	<b>5,312,378</b>	<b>5,007,690</b>

\*Project lists available from ADA on request.

\*\*Financed from the budget for multilateral cooperation.

## Austrian ODA to Cape Verde 2007–2009

		Net disbursements in €		
Donor	Component	2007	2008	2009
<b>ODA from core budget</b>				
ADC/ADA	Projects and programmes*	1,806,399	1,644,210	1,588,795
ADC/FMEIA	Contributions to projects of multilateral organisations**	33,146	250,000	200,000
<b>ODA from other sources</b>				
Other ministries				
FMSR	Imputed students' costs	16,606	13,887	22,432
Countries, municipalities & chambers	Project aid	–	–	4,950
<b>ODA, total</b>		<b>1,856,151</b>	<b>1,908,097</b>	<b>1,816,177</b>

\*Project lists available from ADA on request.

\*\*Financed from the budget for multilateral cooperation.

## Austrian ODA to Ethiopia 2007–2009

		Net disbursements in €		
Donor	Component	2007	2008	2009
<b>ODA from core budget</b>				
ADC/ADA	Projects and programmes*	4,017,156	5,669,035	6,778,376
ADC/FMEIA	Contributions to projects of multilateral organisations**	500,000	200,000	250,000
ADC/FMEIA	Microproject fund	18,500	20,200	14,987
<b>ODA from other sources</b>				
Other ministries				
FMSR	Funding for technical cooperation	447,364	545,795	424,313
	<i>of which imputed students' costs</i>	440,048	545,795	410,205
FMF	Total payments	19,960	–	456,040
	<i>of which debt relief</i>	19,960	–	–
	<i>of which contributions to projects of multilateral organisations</i>	–	–	456,040
FMAFEWM	Food aid	19,000	20,500	1,000,000
FMD	UN peace mission	68,242	70,007	–
Countries, municipalities & chambers	Project assistance	156,420	232,601	165,623
<b>ODA, total</b>		<b>5,246,642</b>	<b>6,758,138</b>	<b>9,089,339</b>

\*Project lists available from ADA on request.

\*\*Financed from the budget for multilateral cooperation.

## Austrian ODA to Macedonia 2007–2009

		Net disbursements in €		
Donor	Component	2007	2008	2009
<b>ODA from core budget</b>				
ADC/ADA	Projects and programmes*	3,846,058	959,106	2,110,515
ADC/FMEIA	Contributions to projects of multilateral organisations**	350,000	–	–
<b>ODA from other sources</b>				
Other ministries				
FMSR	Funding for technical cooperation	1,455,204	1,468,931	1,439,274
	<i>of which imputed students' costs</i>	1,390,418	1,444,229	1,405,746
FMEAC	Funding for technical cooperation	127,747	146,629	130,990
	<i>of which funding via KulturKontakt</i>	50,817	58,882	51,777
FMEL	Project aid	-6,762	–	–
FMI	Police mission & returnee assistance	–	55,224	80,135
FMAFEWM	Project aid	1,813	–	–
FMSCP/FMLSCP	Funding for technical cooperation	66,129	25,000	3,082
Countries, municipalities & chambers	Project assistance and humanitarian aid	4,148	23,554	104,342
<b>ODA, total</b>		<b>5,844,337</b>	<b>2,678,443</b>	<b>3,868,338</b>

\*Project lists available from ADA on request.

\*\*Financed from the budget for multilateral cooperation.

From 2009 the disbursements of FMSCP have been made by FMLSCP.

## Austrian ODA to Moldova 2007–2009

		Net disbursements in €		
Donor	Component	2007	2008	2009
<b>ODA from core budget</b>				
ADC/ADA	Projects and programmes*	1,585,787	1,665,684	1,534,237
ADC/FMEIA	Contributions to projects of multilateral organisations**	500,000	–	–
<b>ODA from other sources</b>				
Other ministries				
FMSR	Funding for technical cooperation	375,249	435,093	377,760
	<i>of which imputed students' costs</i>	349,317	416,605	351,436
FMEAC	Funding for technical cooperation	241,121	270,985	268,545
	<i>of which funding via KulturKontakt</i>	63,974	83,965	74,578
FMF/OeEB	Technical cooperation	–	88,890	–
FMSCP	Technical cooperation	57,067	45,654	–
FMI	Humanitarian aid & returnee assistance	–	158,469	280,338
FMAFEWM	Food aid	50,000	400,000	–
Countries, municipalities & chambers	Project assistance and humanitarian aid	78,950	54,500	51,833
<b>ODA, total</b>		<b>2,888,174</b>	<b>3,119,275</b>	<b>2,512,712</b>

\*Project lists available from ADA on request.

\*\*Financed from the budget for multilateral cooperation.

## Austrian ODA to Montenegro 2007–2009

		Net disbursements in €		
Donor	Component	2007	2008	2009
<b>ODA from core budget</b>				
ADC/ADA	Projects and programmes*	1,852,934	1,692,483	1,837,639
<b>ODA from other sources</b>				
Other ministries				
FMSR	Funding for technical cooperation	203,105	164,617	146,260
	<i>of which imputed students' costs</i>	109,590	118,038	127,115
FMEAC	Funding for technical cooperation	112,240	134,822	140,140
	<i>of which funding via KulturKontakt</i>	39,409	59,981	65,362
FMF	Subsidies for export credit finance	–	488,303	298,969
Austrian Court of Audit	Technical cooperation	–	720	–
<b>ODA, total</b>		<b>2,168,279</b>	<b>2,480,944</b>	<b>2,423,008</b>

\*Project lists available from ADA on request.

## Austrian ODA to Mozambique 2007–2009

		Net disbursements in €		
Donor	Component	2007	2008	2009
<b>ODA from core budget</b>				
ADC/ADA	Projects and programmes*	2,472,724	8,521,431	6,117,442
<b>ODA from other sources</b>				
Other ministries				
FMAFEWM	Food aid	200,000	200,000	–
FMSR	Funding for technical cooperation <i>of which imputed students' costs</i>	8,303 8,303	16,794 16,794	905 –
FMF	Contributions to projects of multilateral organisations	–	–	204,916
Countries, municipalities & chambers	Project assistance and humanitarian aid	100,642	60,733	37,100
<b>ODA, total</b>		<b>2,781,669</b>	<b>8,798,958</b>	<b>6,360,363</b>

\*Project lists available from ADA on request.

## Austrian ODA to Nicaragua 2007–2009

		Net disbursements in €		
Donor	Component	2007	2008	2009
<b>ODA from core budget</b>				
ADC/ADA	Projects and programmes*	5,922,342	5,681,248	5,237,845
<b>ODA from other sources</b>				
Other ministries				
FMSR	Funding for technical cooperation <i>of which imputed students' costs</i>	37,396 34,247	54,862 48,604	29,909 29,909
FMEAC	Funding for technical cooperation	–	–	7,600
FMF	Total payments <i>of which contributions to projects of multilateral organisations</i> <i>of which OeEB funding</i>	– – –	40,600 – 40,600	165,400 148,000 17,400
Countries, municipalities & chambers	Project assistance and humanitarian aid	249,618	176,156	193,183
<b>ODA, total</b>		<b>6,209,355</b>	<b>5,952,866</b>	<b>5,633,938</b>

\*Project lists available from ADA on request.



## Austrian ODA to the Palestinian Territories 2007–2009

Net disbursements in €

Donor	Component	2007	2008	2009
<b>ODA from core budget</b>				
ADC/ADA	Projects and programmes*	1,831,667	5,150,117	3,196,662
ADC/FMEIA	Contributions to projects of multilateral organisations**	200,000	–	110,000
<b>ODA from other sources</b>				
Other ministries				
FMSR	Funding for technical cooperation	178,083	173,585	186,934
	<i>of which imputed students' costs</i>	178,083	173,585	186,934
FC	Project aid	–	34,889	–
FMEAC	Project aid	–	18,889	–
FMAFEWM	Food aid	200,000	200,000	200,000
FMI	Police mission	13,732	60,448	5,673
FMJ	Judicial staff for the police mission	–	84,547	212,177
FMEL	Project aid	30,000	–	–
Foreign Disaster Fund	Humanitarian aid	–	–	2,500,000
Countries, municipalities & chambers	Project assistance and humanitarian aid	26,500	13,500	68,500
<b>ODA, total</b>		<b>2,479,982</b>	<b>5,735,975</b>	<b>6,479,947</b>

\*Project lists available from ADA on request.

\*\*Financed from the budget for multilateral cooperation.

## Austrian ODA to Serbia and Kosovo 2007

		Net disbursements in €	
Donor	Component	Serbien and Kosovo	2007 of which Kosovo
<b>ODA from core budget</b>			
ADC/ADA	Projects and programmes*	4,708,473	1,246,075
<b>ODA from other sources</b>			
Other ministries			
FMSR	Funding for technical cooperation <i>of which imputed students' costs</i>	6,242,696 6,116,470	– –
FMEAC	Funding for technical cooperation <i>of which funding via KulturKontakt</i>	231,621 60,492	19,298 –
FMD	UN peace mission	9,559,628	9,559,628
FMJ	Judicial expert for Kosovo mission	133,099	133,099
FMI	Police mission & returnee assistance	817,999	817,999
FMF	Contributions to projects of multilateral organisations	670,336	337,003
FMSCP	Technical cooperation	115,000	–
FMEL	Technical cooperation	22,704	–
Countries, municipalities & chambers	Project assistance and humanitarian aid	381,701	335,786
<b>ODA, total</b>		<b>22,883,257</b>	<b>12,448,888</b>

\*Project lists available from ADA on request.

Assistance for Kosovo could not be itemised separately from Serbia in full until the 2008 reporting year. Only assistance that could be given a clear geographic assignment is thus cited in the Kosovo column.

## Austrian ODA to Kosovo 2008–2009

		Net disbursements in €	
Donor	Component	2008	2009
<b>ODA from core budget</b>			
ADC/ADA	Projects and programmes*	1,310,059	2,194,429
ADC/FMEIA	Contributions to projects of multilateral organisations**	–	300,000
<b>ODA from other sources</b>			
Other ministries			
FMSR	Funding for technical cooperation <i>of which imputed students' costs</i>	383,296 277,736	760,895 665,486
FMEAC	Project aid/Technical cooperation <i>of which funding via KulturKontakt</i>	54,849 15,737	202,270 75,723
FMD/FMDS	UN peace mission	10,237,167	9,518,328
FMJ	Judicial expert for Kosovo mission	154,942	416,800
FMI	Police mission & returnee assistance	1,147,461	1,358,039
Countries, municipalities & chambers	Project assistance and humanitarian aid	314,457	616,885
<b>ODA, total</b>		<b>13,602,231</b>	<b>15,367,646</b>

\*Project lists available from ADA on request.

\*\*Financed from the budget for multilateral cooperation.

In 2008 assistance for Kosovo could be itemised separately from Serbia in full for the first time.

This was not yet possible for some of the specified assistance in previous years, such as imputed students' costs.

Since the reporting year 2009 Kosovo has been included in the DAC's ODA Recipients Lists. 2009 is also the first year that assistance to Kosovo can be compared internationally.

After the government reshuffle in 2008 the Federal Ministry of Defence (FMD) became the Federal Ministry of Defence and Sports (FMDS).

## Austrian ODA to Serbia 2008–2009

Net disbursements in €

Donor	Component	2008	2009
<b>ODA from core budget</b>			
ADC/ADA	Projects and programmes*	2,802,812	2,896,967
<b>ODA from other sources</b>			
Other ministries			
FMSR	Funding for technical cooperation <i>of which imputed students' costs</i>	6,388,911 6,283,785	5,496,116 5,406,139
FMEAC	Funding for technical cooperation <i>of which funding via KulturKontakt</i>	244,475 93,298	147,206 41,954
FMDS	Funding for humanitarian aid	–	1,330
FMI	Returnee assistance	199,110	229,304
FMAFEWM	Technical cooperation	7,500	–
FMSCP/FMLSCP	Technical cooperation	69,558	31,711
Austrian Court of Audit	Technical cooperation	80	–
Countries, municipalities & chambers	Project assistance and humanitarian aid	41,871	99,450
<b>ODA, total</b>		<b>9,754,317</b>	<b>8,902,085</b>

\*Project lists available from ADA on request.

In 2008 assistance for Kosovo could be itemised separately from Serbia in full for the first time.

From 2009 the disbursements of FMSCP have been made by FMLSCP.

## Austrian ODA to Uganda 2007–2009

Net disbursements in €

Donor	Component	2007	2008	2009
<b>ODA from core budget</b>				
ADC/ADA	Projects and programmes*	8,130,095	10,423,651	8,342,775
ADC/FMEIA	Contributions to projects of multilateral organisations**	198,321	90,000	40,000
<b>ODA from other sources</b>				
Other ministries				
FMF	Total payments <i>of which contributions to projects of multilateral organisations of which loan repayments</i>	-1,024,910 – -1,024,910	-983,321 – -983,321	-631,439 351,819 -983,258
FMSR	Funding for technical cooperation <i>of which imputed students' costs</i>	112,273 107,936	128,783 125,953	111,953 106,653
FMAFEWM	Technical cooperation	24,000	20,500	–
FC	Project aid	–	15,000	–
Countries, municipalities & chambers	Project assistance and humanitarian aid	53,999	169,946	171,449
<b>ODA, total</b>		<b>7,493,778</b>	<b>9,864,559</b>	<b>8,034,738</b>

\*Project lists available from ADA on request.

\*\*Financed from the budget for multilateral cooperation.

## IV. Special section on specific aspects

### IV.1 Contributions by the Austrian Development Bank 2008–2009

The Austrian Development Bank (OeEB) appeared for the first time in Austrian development cooperation statistics as a donor in 2008. OeEB provides long-term finance for private-sector projects in developing and transition countries that are commercially viable and have a developmental impact. This finance at market terms and conditions does not meet the ODA criteria of DAC and does not therefore make up part of ODA. As developmental, complementary measures to ODA, however, it is included in DAC statistics as private flows at market terms. To ensure and strengthen the developmental impact of projects, OeEB also provides project support measures, so-called advisory programmes. These can count as ODA under the current DAC Reporting Directives.

When performing its services, OeEB also makes use of an unprecedented instrument in Austrian DAC statistics – Equity Investment. This denotes the acquisition of shares in institutions, primarily funds, that in turn finance development projects. Equity Investment counts in the DAC system as non-grant flows and is statistically recorded like a loan as a net amount, that is, the acquisition minus possible disposal of participating interests.

#### Total OeEB flows 2008 and 2009

		Net disbursements in € mill.	
Type of flow	Description	2008	2009
ODA	Grants and Equity Investment (without profit)	5.13	12.77
Private flows at market terms	Long-term financing of finance/credit institutions in development countries at market terms	40.00	33.14

## OeEB ODA 2008 and 2009

Commitments and Disbursements in € mill.

Financing instruments	2008		2009	
	Commitments	Disbursements	Commitments	Disbursements
Grants	6.67	2.13	7.09	9.77
<i>of which technical cooperation</i>	3.67	1.13	0.64	1.37
<i>of which programme contribution</i>	1.00	–	–	1.00
Equity Investment	6.00	3.00	3.00	3.00
<b>Total</b>	<b>12.67</b>	<b>5.13</b>	<b>10.09</b>	<b>12.77</b>

Commitments and Disbursements in € mill.

Regions	2008		2009	
	Commitments	Disbursements	Commitments	Disbursements
Africa	6.25	1.18	0.35	0.68
America	1.06	0.04	–	1.02
Asia	0.69	0.50	1.22	1.29
Europe	4.67	3.41	0.40	1.67
Global	–	–	8.12	8.11
<b>Total</b>	<b>12.67</b>	<b>5.13</b>	<b>10.09</b>	<b>12.77</b>

Commitments and Disbursements in € mill.

Sectors	2008		2009	
	Commitments	Disbursements	Commitments	Disbursements
120 – Health	–	–	0.05	0.00
160 – Other social infrastructure and services	–	–	0.02	0.01
230 – Energy generation and supply	0.08	0.04	0.33	0.40
240 – Banking and financial services	8.70	3.42	9.37	9.84
250 – Business and other services	2.09	1.09	0.00	1.00
320 – Industry, mining and construction	1.50	0.50	0.25	1.25
430 – Other multi-sectoral measures	0.30	0.09	0.07	0.28
<b>Total</b>	<b>12.67</b>	<b>5.13</b>	<b>10.09</b>	<b>12.77</b>

Commitments and Disbursements in € mill.

Implementation structure	2008		2009	
	Commitments	Disbursements	Commitments	Disbursements
Austrian implementors	1.98	0.34	0.15	0.52
Implementors from developing countries	–	–	0.00	0.00
Third country implementors	0.49	0.09	1.09	1.40
International NGOs	1.00	1.00	0.08	0.08
PPPs* & international networks	–	–	3.10	3.10
Multilateral organisations	9.20	3.70	5.67	7.67
<b>Total</b>	<b>12.67</b>	<b>5.13</b>	<b>10.09</b>	<b>12.77</b>

\*As understood by DAC, public-private partnerships mean international organisations whose decision-making bodies include representatives of both government and civil society.

## IV.2 Cross-cutting issues in development policy (policy objective markers) in ADC/ADA contributions

The so-called policy objective markers (markers for cross-cutting issues in development policy) were introduced in DAC as instruments for monitoring the implementation of general international development goals (e.g. gender equality or environmental protection) in development programmes and projects by DAC donors. The markers measure in what part of their portfolios development donors have already taken specific account of these development-policy objectives and document the programmes and projects where these are included as specific, i.e. principal, objectives (2) and/or as integrated, i.e. significant, secondary objectives (1). As development projects/programmes can pursue more than one specific objective, they can be allotted more than one marker. In this approach, marker data do not make quantitative statements on how much funding has been allocated for specific objectives but the extent to which these objectives have been included in the new contracts of a reporting year. The relevant quantities are therefore not the payments, but the contractual volume of binding new commitments, possibly in combination with the number of contracts. Of note here also is that instead of gradings in the sense of an assessment, the (2) and (1) markers are indicators for different methodologies.

Under the auspices of DAC, the following developmental issues are included by means of markers: gender equality, aid to environment, participatory development and good governance, trade development, the UN Framework Convention on Climate Change, the UN Convention on Biological Diversity and the UN Convention to Combat Desertification.

As the marker data is subjected to systematic quality assurance in this core sector of Austrian ODA, the following tables present a breakdown of the operational ADC budget of ADA. The markers specified are based on commitments that have already been assimilated for several years in the DAC system and thus permit of longer comparative time series.

Commitments in € mill. and in %						
	2007		2008		2009	
	Commitments	in %	Commitments	in %	Commitments	in %
<b>Marker Gender Equality</b>						
Specific (Code = 2)	12.01	11.34	6.24	5.69	5.12	5.23
Integrated (Code = 1)	58.37	55.11	74.08	67.59	65.55	66.95
<b>Total (1+2)</b>	<b>70.38</b>	<b>66.46</b>	<b>80.32</b>	<b>73.29</b>	<b>70.67</b>	<b>72.18</b>
<b>ADC/ADA, total</b>	<b>105.91</b>	<b>100.00</b>	<b>109.60</b>	<b>100.00</b>	<b>97.90</b>	<b>100.00</b>

Commitments in € mill. and in %						
	2007		2008		2009	
	Commitments	in %	Commitments	in %	Commitments	in %
<b>Marker Aid to Environment</b>						
Specific (Code = 2)	10.44	9.86	14.80	13.51	21.00	21.45
Integrated (Code = 1)	26.20	24.74	25.74	23.49	24.66	25.19
<b>Total (1+2)</b>	<b>36.65</b>	<b>34.60</b>	<b>40.54</b>	<b>36.99</b>	<b>45.67</b>	<b>46.65</b>
<b>ADC/ADA, total</b>	<b>105.91</b>	<b>100.00</b>	<b>109.60</b>	<b>100.00</b>	<b>97.90</b>	<b>100.00</b>

Commitments in € mill. and in %						
	2007		2008		2009	
	Commitments	in %	Commitments	in %	Commitments	in %
<b>Marker Participatory Development and Good Governance</b>						
Specific (Code = 2)	22.24	21.00	18.42	16.81	13.93	14.23
Integrated (Code = 1)	16.14	15.24	21.02	19.18	18.00	18.39
<b>Total (1+2)</b>	<b>38.38</b>	<b>36.24</b>	<b>39.44</b>	<b>35.99</b>	<b>31.93</b>	<b>32.62</b>
<b>ADC/ADA, total</b>	<b>105.91</b>	<b>100.00</b>	<b>109.60</b>	<b>100.00</b>	<b>97.90</b>	<b>100.00</b>

Commitments in € mill. and in %

	2007		2008		2009	
	Commitments	in %	Commitments	in %	Commitments	in %
<b>Marker UN Framework Convention on Climate Change (Mitigation)</b>						
Specific (Code = 2)	3.52	3.33	3.82	3.49	11.30	11.54
Integrated (Code = 1)	0.98	0.92	9.85	8.98	8.60	8.78
<b>Total (1+2)</b>	<b>4.50</b>	<b>4.25</b>	<b>13.67</b>	<b>12.47</b>	<b>19.90</b>	<b>20.33</b>
<b>ADC/ADA, total</b>	<b>105.91</b>	<b>100.00</b>	<b>109.60</b>	<b>100.00</b>	<b>97.90</b>	<b>100.00</b>

Note: The marker on climate change mitigation tracks activities contributing to the mitigation of climate change. The marker on climate change adaptation tracks activities in support of climate change adaptation and has been applied for the first time in reporting on 2010 activities.

Commitments in € mill. and in %

	2007		2008		2009	
	Commitments	in %	Commitments	in %	Commitments	in %
<b>Marker UN Convention on Biological Diversity</b>						
Specific (Code = 2)	5.90	5.57	11.83	10.80	12.92	13.20
Integrated (Code = 1)	4.24	4.00	6.95	6.34	8.34	8.52
<b>Total (1+2)</b>	<b>10.14</b>	<b>9.58</b>	<b>18.78</b>	<b>17.13</b>	<b>21.26</b>	<b>21.72</b>
<b>ADC/ADA, total</b>	<b>105.91</b>	<b>100.00</b>	<b>109.60</b>	<b>100.00</b>	<b>97.90</b>	<b>100.00</b>

Commitments in € mill. and in %

	2007		2008		2009	
	Commitments	in %	Commitments	in %	Commitments	in %
<b>Marker UN Convention to Combat Desertification</b>						
Specific (Code = 2)	3.67	3.46	0.93	0.85	10.37	10.59
Integrated (Code = 1)	4.80	4.54	11.18	10.20	5.62	5.74
<b>Total (1+2)</b>	<b>8.47</b>	<b>8.00</b>	<b>12.11</b>	<b>11.05</b>	<b>15.99</b>	<b>16.33</b>
<b>ADC/ADA, total</b>	<b>105.91</b>	<b>100.00</b>	<b>109.60</b>	<b>100.00</b>	<b>97.90</b>	<b>100.00</b>

