



ODA 2020

# ODA Report 2020



Federal Ministry  
Republic of Austria  
European and International  
Affairs



## Imprint

### **Written and published by:**

Federal Ministry for European and International Affairs

Section VII: Development

Minoritenplatz 8, 1010 Vienna, Austria

Tel.: +43 (0)501150-4454

Fax: +43 (0)501159-4454

abtvii4@bmeia.gv.at

[www.entwicklung.at](http://www.entwicklung.at)

The report was drawn up by:

- Federal Ministry for European and International Affairs, Section VII: Development
- Austrian Development Agency, the operational unit of the Austrian Development Cooperation

Coverphoto: ADA/Frank Helmrigh

Design: Austrian Development Agency, Grayling Austria

Layout: design:ag, Alice Gutleiderer

Vienna, 2022

# Table of contents

<b>List of abbreviations</b>	<b>2</b>
<b>Technical note</b>	<b>4</b>
<b>Austrian official development assistance</b>	<b>5</b>
<b>I. Total ODA overviews</b>	<b>5</b>
I.1. Development of Austrian ODA 2018-2020	5
I.2. Financial sources of Austrian ODA 2020	6
I.3. Main components of Austrian ODA 2020	7
I.4. Austrian ODA 2020 (ODA-Matrix)	8
<b>II. Multilateral ODA components</b>	<b>10</b>
II.1. Development of multilateral ODA 2018-2020	10
<b>III. Bilateral ODA Components</b>	<b>11</b>
III.1. Bilateral ODA, total	11
III.1.1. The top 10 recipient countries or regions of bilateral ODA 2020	11
III.1.2. Distribution of bilateral ODA by sector 2020	11
III.1.2.1. Distribution of bilateral ODA in humanitarian aid in 2020	12
III.1.2.2. Development of debt relief measures in bilateral ODA 2018-2020	13
III.1.2.3. Debt relief measures in bilateral ODA 2020	13
III.1.3. ODA to priority countries and their sources of finance 2018-2020	14
III.2. Bilateral ADC funds of ADA	20
III.2.1. Development of bilateral ADC funds of ADA 2018-2020	20
III.2.2. Distribution of bilateral ADC funds of ADA 2018-2020 by income status of partner countries	20
III.2.3. Geographical distribution of bilateral ADC funds of ADA to priority countries and other partner countries by key region 2018-2020	22
III.2.4. Distribution of bilateral ADC funds of ADA by sector 2018-2020	24
III.2.5. Implementation structure of bilateral ADC funds of ADA 2018-2020	25
III.2.6. Cross-cutting issues in development policy (policy objective markers) in ADC/ADA contributions 2018-2020	26
III.3. Bilateral ODA by provinces and municipalities 2018-2020	29

# List of abbreviations

<b>ADA</b>	Austrian Development Agency
<b>ADC</b>	Austrian Development Cooperation
<b>ADP</b>	Adoption to Climate Change
<b>AF</b>	Associated Financing Grants
<b>AfrDB</b>	African Development Bank
<b>AIIB</b>	Asian Infrastructure Investment Bank
<b>AsDB</b>	Asian Development Bank
<b>CBD</b>	UN Convention on Biological Diversity
<b>CCD</b>	UN Convention to Combat Desertification
<b>CFC</b>	Cooperative Finance Corporation
<b>CITES</b>	Convention on International Trade in Endangered Species of Wild Fauna and Flora
<b>CSOs</b>	Civil Society Organisations
<b>DAC</b>	Development Assistance Committee
<b>DR</b>	Debt Reduction
<b>DRR</b>	Disaster Risk Reduction
<b>DSR</b>	Debt Service Reduction
<b>EDF</b>	European Development Fund
<b>ENV</b>	Environmental and Natural Ressources
<b>ERP</b>	European Recovery Program
<b>EU</b>	European Union
<b>FC</b>	Federal Chancellery
<b>FCC</b>	UN Framework Convention on Climate Change
<b>FMACCSS</b>	Federal Ministry for Arts, Culture, the Civil Service and Sport (since January 28 2020)
<b>FMCAEEMIT</b>	Federal Ministry for Climate Action, Environment, Energy, Mobility, Innovation and Technology (since January 28 2020)
<b>FMCSS</b>	Federal Ministry for the Civil Service and Sport
<b>FMD</b>	Federal Ministry of Defence
<b>FMDEA</b>	Federal Ministry for Digital and Economic Affairs
<b>FMART</b>	Federal Ministry of Agriculture, Regions and Tourism (since January 28 2020)
<b>FMEIA</b>	Federal Ministry of European and International Affairs (since January 28 2020)
<b>FMESR</b>	Federal Ministry for Education, Science and Research
<b>FMF</b>	Federal Ministry of Finance
<b>FMI</b>	Federal Ministry of the Interior
<b>FMLFY</b>	Federal Ministry of Labour, Family and Youth (since January 28 2020)
<b>FMSAHCCP</b>	Federal Ministry of Social Affairs, Health, Care and Consumer Protection (until 2019 FMLSAHCP/Federal Ministry of Labour, Social Affairs, Health and Consumer Protection)
<b>FMTIT</b>	Federal Ministry for Transport, Innovation and Technology
<b>FMST</b>	Federal Ministry of Science and Technology
<b>FTC</b>	Free-standing technical co-operation
<b>GCF</b>	Green Climate Fund

## LIST OF ABBREVIATIONS

<b>GEF</b>	Global Environment Facility
<b>GEN</b>	Empowerment and Gender Equality
<b>GNI</b>	Gross National Income
<b>HIPC</b>	Heavily Indebted Poor Countries
<b>IACA</b>	International Anti-Corruption Academy
<b>IBRD</b>	International Bank for Reconstruction and Development
<b>IDA</b>	International Development Association
<b>IDB</b>	Inter-American Development Bank
<b>IFIs</b>	International Financial Institutions/Internationale Finanzinstitutionen
<b>INCL</b>	Inclusion and Empowerment of Persons with Disabilities
<b>LDCs</b>	Least Development Countries
<b>LICs</b>	Lower Income Countries
<b>LMICs</b>	Lower Middle Income Countries
<b>MDRI</b>	Multilateral Debt Relief Initiative
<b>ODA</b>	Official Development Assistance
<b>OECD</b>	Organisation for Economic Co-operation and Development
<b>OeEB</b>	Oesterreichische Entwicklungsbank
<b>OeKB</b>	Oesterreichische Kontrollbank
<b>OIF</b>	Österreichischer Integrationsfonds
<b>OSCE</b>	Organisation for Security and Cooperation in Europe
<b>PDGG</b>	Participatory Development and Good Governance
<b>PPPs</b>	Public Private Partnerships
<b>PSIs</b>	Private Sector Instruments
<b>RMNCH</b>	Reproductive, Maternal, Newborn and Child Health
<b>UMICs</b>	Upper Middle Income Countries



# Technical note

In keeping with the initiative by the Organisation for Economic Cooperation and Development's Development Assistance Committee (OECD/DAC) to modernise the documentation of official development assistance (ODA) payments, reporting to it for 2020 has been based on both net disbursements and grant equivalents.

All data for the 2020 reporting year have been conveyed on a grant equivalent basis, which aims to make grants and loans easier to compare. For a loan, it denotes an estimate based on the present value of the grant element aggregated for the whole term of the loan at the time of disbursement. For the sake of comparability, the data for 2018 and 2019 have been recalculated here and in the following on a grant equivalent basis.

OECD/DAC applies the grant equivalent as a standard yardstick as of 2019 (for the 2018 reporting year), which is why it has been recalculated for this period. In compliance with the provisional reporting directives for private-sector instruments (PSIs), concessional loans to the private sector and equity investments have still been recorded on a net flow basis, as has debt relief up to the 2019 reporting year.

Further information on the grant equivalent system is available on the homepage [www.oecd.org/dac/financing-sustainable-development/modernisation-dac-statistical-system.htm](http://www.oecd.org/dac/financing-sustainable-development/modernisation-dac-statistical-system.htm).

# Austrian official development assistance

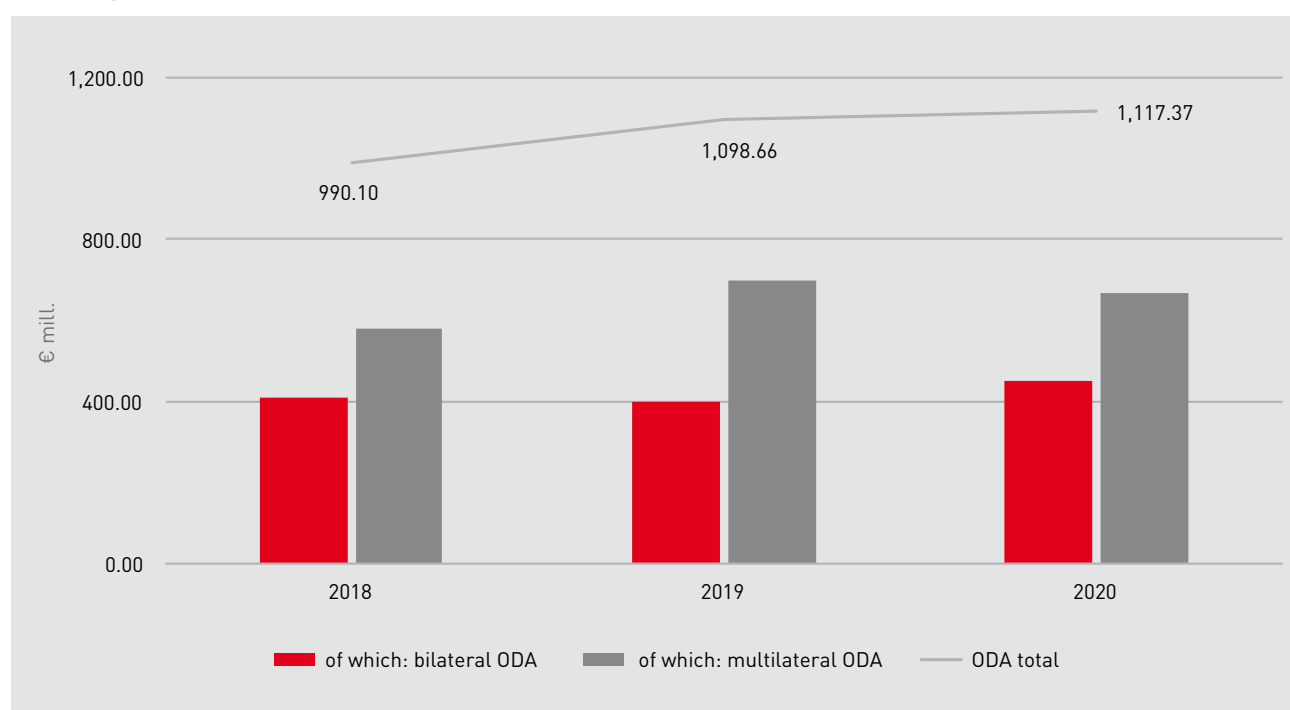
## I. Total ODA overviews

### I.1. Development of Austrian ODA 2018-2020

	Grant equivalent in € mill. and % of GNI		
	2018	2019	2020
<b>ODA, total (Grant equivalent)</b>	<b>990.10</b>	<b>1,098.66</b>	<b>1,117.37</b>
ODA total (Net disbursements)	987.59	1,096.14	1,159.51
of which: bilateral ODA	411.60	399.01	450.47
of which: multilateral ODA	578.50	699.64	666.90
<b>ODA in % of GNI, total</b>	<b>0.26%</b>	<b>0.28%</b>	<b>0.30%</b>

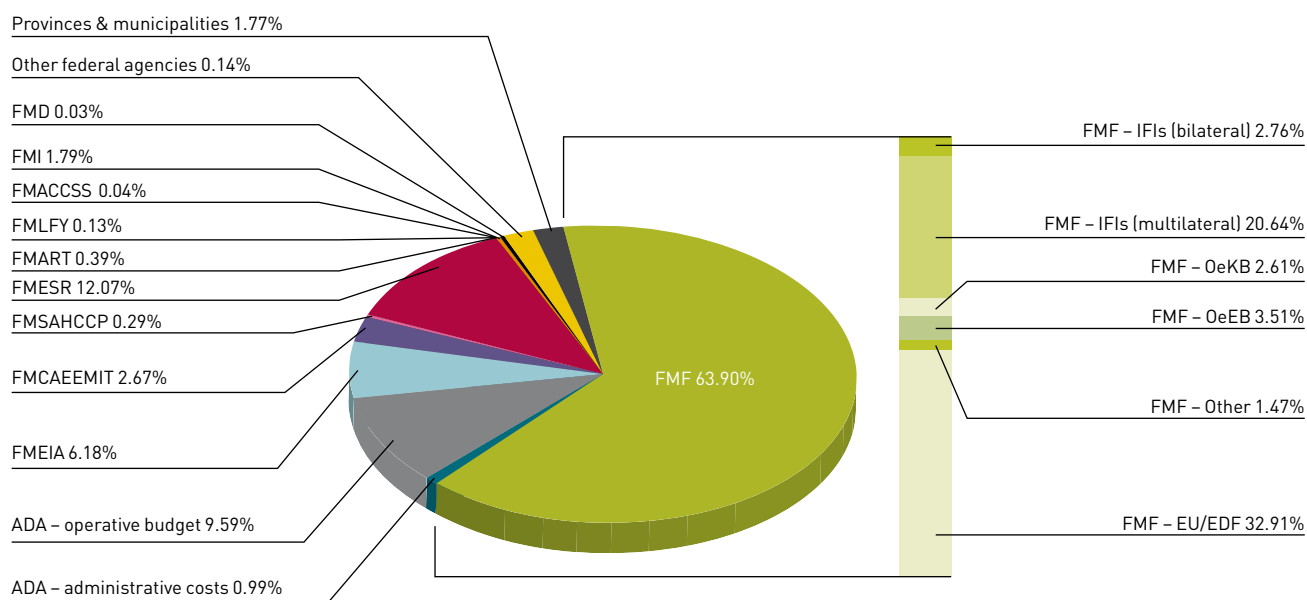
Note: Rounding differences can occur in summation.

### Development of Austrian ODA 2018-2020 in € mill.



## I.2. Financial sources of Austrian ODA 2020

Grant equivalent in % of total ODA

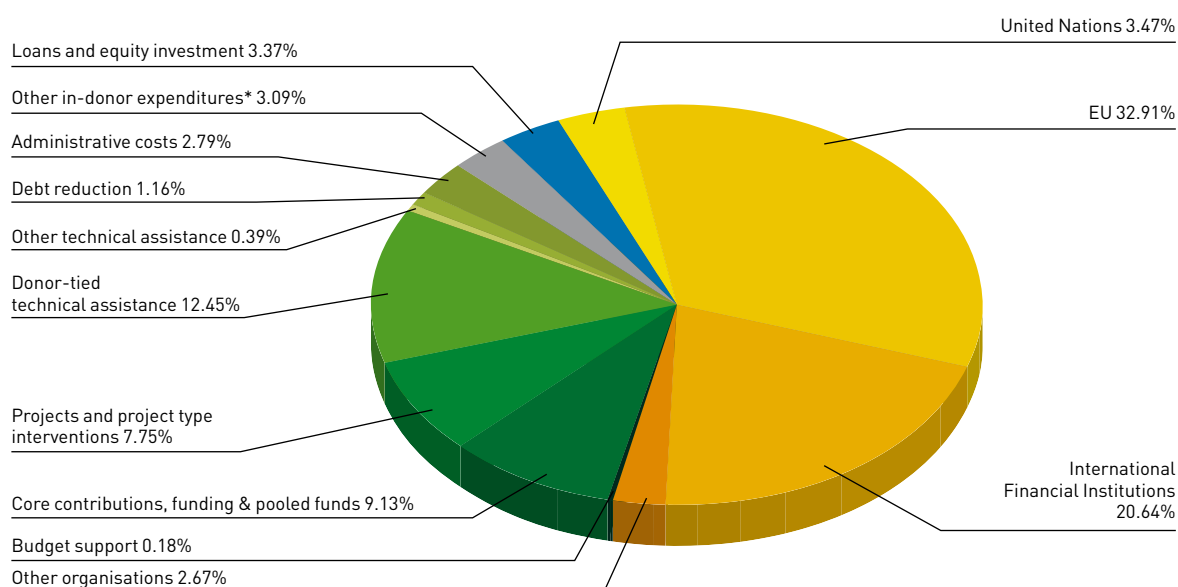


Note: Rounding differences can occur in summation.



### I.3. Main components of Austrian ODA 2020

Grant equivalent in %



Note: Rounding differences can occur in summation.

Grant equivalent	€ mill.	in %		€ mill.	in %
<b>Bilateral ODA</b>	<b>450.47</b>	<b>40.32</b>			
Grants	412.78	36.94	Budget support	2.00	0.18
			Core contributions, funding & pooled funds	101.99	9.13
			Projects and project type interventions	86.64	7.75
			Donor-tied technical assistance	139.13	12.45
			Other technical assistance	4.37	0.39
			Debt reduction	12.92	1.16
			Administrative costs	31.22	2.79
			Other in-donor expenditures*	34.51	3.09
Loans and equity investment	37.69	3.37			
<b>Multilateral ODA</b>	<b>666.90</b>	<b>59.68</b>			
			UN agencies	38.74	3.47
			EU	367.74	32.91
			International Financial Institutions	230.63	20.64
			Other organisations	29.78	2.67
<b>Total ODA</b>	<b>1,117.37</b>				
0.30% of GNI					

Note: Rounding differences can occur in summation.

\* This position is composed by modalities H01 (Public Relations) and H02 (Asylum seekers in the donor country) – see table I.4. Federal ODA 2020 (ODA matrix).

## I.4. Austrian ODA 2020 (ODA-Matrix), Grant equivalent in €

Financing source	Total ODA 2020 incl. provinces & municipalities	ADA		FMEIA	FMF	
		ADC/ADA *		(incl. Foreign Disaster Fund)	(incl. OeEB)	of which OeEB
			of which: ERP Fund			
Use of funds						
<b>Total ODA</b>	<b>1,117,367,551</b>	<b>118,287,493</b>	<b>5,286,825</b>	<b>69,072,149</b>	<b>714,027,303</b>	<b>39,271,752</b>
<b>Bilateral ODA</b>	<b>450,469,390</b>	<b>118,287,493</b>	<b>5,286,825</b>	<b>41,848,974</b>	<b>110,324,839</b>	<b>39,271,752</b>
Bilateral grants	412,779,047	118,287,493	5,286,825	41,848,974	72,634,496	1,581,409
Budget support	2,000,000	2,000,000	-	-	-	-
Core contributions, funding and pooled funds	101,987,983	44,220,964	-	21,221,361	31,953,481	-
B01 – Bilateral core contributions (CSOs, PPPs, ...)	1,165,906	170,000	-	610,000	-	-
B03 – Contributions to programmes of int. org.	93,114,528	36,342,423	-	20,611,361	31,953,481	-
B04 – Pooled Funding/Basket Funds	7,707,549	7,708,541	-	-	-	-
Projects and project-type interventions	86,637,129	48,345,334	4,717,366	3,164,151	23,353,857	-1,325,123
C01 – Projects	64,970,189	42,929,935	4,517,366	3,164,151	7,102,316	-1,325,123
C01-6 – Projects qualifying as prog.-based approaches	5,415,400	5,415,400	200,000	-	-	-
C01 – Assoc. financing grants in loan financing pkg. (AF)	16,251,540	-	-	-	16,251,540	-
Experts and other technical assistance	22,514,435	4,863,744	-	885,300	1,193,957	357,470
D01 – Donor country personnel	18,143,115	1,787,625	-	885,300	837,298	-
D02 – Other technical assistance	4,371,320	3,076,120	-	-	356,659	357,470
Scholarships & training in donor country	120,991,309	1,033,263	98,178	6,800	-	-
E01 – Scholarships in donor country	8,332,056	1,033,263	98,178	6,800	-	-
E02 – Imputed students' costs	112,659,253	-	-	-	-	-
Debt reduction	12,922,806	-	-	-	12,922,806	-
F01 – Interest rate reductions	40,806	-	-	-	40,806	-
F02 – Other action on debt	12,882,000	-	-	-	12,882,000	-
Administrative costs	31,219,948	11,091,073	120,000	16,571,362	3,210,395	2,549,062
Other in-donor expenditures	34,505,436	6,733,114	351,281	-	-	-
H01 – Development awareness	7,428,205	6,733,114	351,281	-	-	-
H02 – Asylum seekers in donor country	27,077,231	-	-	-	-	-
Memo Items: Humanitarian aid** (DAC 700)	48,825,545	19,842,930	-	20,903,205	2,618,455	-
Technical cooperation (FTC)	212,830,338	74,157,047	4,815,544	892,100	329,307	-507,180
Bilateral loans / Equity Investment	37,690,343	-	-	-	37,690,343	37,690,343
Loans	32,870,067	-	-	-	32,870,067	32,870,067
Equity investment	4,820,276	-	-	-	4,820,276	4,820,276
<b>Multilateral ODA</b>	<b>666,898,161</b>	<b>-</b>	<b>-</b>	<b>27,223,175</b>	<b>603,702,464</b>	<b>-</b>
United Nations	38,744,489	-	-	22,791,512	5,333,000	-
EU	367,736,397	-	-	-	367,736,397	-
IBRD/IDA	161,789,286	-	-	-	161,789,286	-
Regional development banks	56,218,781	-	-	-	56,218,781	-
Other organisations	42,409,208	-	-	4,431,663	12,625,000	-
<b>ODA in % of GNI</b>	<b>0.30%</b>					

Note: Rounding differences can occur in summation.

- = 0

\* Of which operational budget (including ERP Fund) of EUR 107.20 million. The total for operational measures is net of expenditure for basic remuneration (EUR 10.97 million) and ERP project administration costs (EUR 0.12 million).

In addition, ADA implemented ODA-eligible third-party operational funds amounting to EUR 24.59 million for other Austrian donors (ministries, federal states, municipalities, etc.).

\*\* Humanitarian aid measures that count as multilateral contributions were funded with EUR 43.03 million (multilateral total: EUR 91.86 million).

FMART	FMI	FMD	FMESR	FMCAEEMIT	FMSAHCCP	FMACCSS	FMLFY	Other federal agencies		
								FMDEA, FC, Austrian Economic Chambers, Audit Court	Provinces & municipalities	Total federal payments
4,392,054	19,959,957	347,195	134,917,796	29,824,208	3,289,687	406,259	1,505,560	1,558,336	19,779,555	1,097,587,996
1,770,749	18,180,580	347,195	134,521,616	2,624,280	1,019,512	406,259	-	1,358,336	19,779,555	430,689,835
1,770,749	18,180,580	347,195	134,521,616	2,624,280	1,019,512	406,259	-	1,358,336	19,779,555	392,999,492
-	-	-	-	-	-	-	-	-	-	2,000,000
1,591,549	-	-	-	534,756	726,073	20,000	-	704,000	1,015,799	100,972,184
-	-	-	-	66,606	23,500	-	-	280,000	15,800	1,150,106
1,592,541	-	-	-	468,149	702,573	20,000	-	424,000	999,999	92,114,529
-992	-	-	-	-	-	-	-	-	-	7,707,549
-	1,462,800	-	-	1,899,680	287,000	386,259	-	599,936	7,138,113	79,499,017
-	1,462,800	-	-	1,899,680	287,000	386,259	-	599,936	7,138,113	57,832,077
-	-	-	-	-	-	-	-	-	-	5,415,400
-	-	-	-	-	-	-	-	-	-	16,251,540
-	391,342	318,295	14,650,713	189,845	6,439	-	-	-	14,801	22,499,635
-	391,342	278,295	13,961,756	1,500	-	-	-	-	-	18,143,115
-	-	40,000	688,957	188,345	6,439	-	-	-	14,801	4,356,520
-	-	28,900	119,862,183	-	-	-	-	5,000	55,163	120,936,146
-	-	28,900	7,202,931	-	-	-	-	5,000	55,163	8,276,894
-	-	-	112,659,253	-	-	-	-	-	-	112,659,253
-	-	-	-	-	-	-	-	-	-	12,922,806
-	-	-	-	-	-	-	-	-	-	40,806
-	-	-	-	-	-	-	-	-	-	12,882,000
179,200	-	-	-	-	-	-	-	49,400	118,518	31,101,431
-	16,326,439	-	8,720	-	-	-	-	-	11,437,163	23,068,273
-	80,100	-	8,720	-	-	-	-	-	606,270	6,821,935
-	16,246,339	-	-	-	-	-	-	-	10,830,893	16,246,339
1,592,541	765,435	2,511	-	-	-	-	-	-	3,100,467	45,725,077
-	391,342	347,195	134,512,896	510,286	123,039	-	-	604,936	962,191	211,868,147
-	-	-	-	-	-	-	-	-	-	37,690,343
-	-	-	-	-	-	-	-	-	-	32,870,067
-	-	-	-	-	-	-	-	-	-	4,820,276
2,621,304	1,779,377	-	396,179	27,199,927	2,270,174	-	1,505,560	200,000	-	666,898,161
2,621,304	1,463,402	-	396,179	2,163,357	2,270,174	-	1,505,560	200,000	-	38,744,489
-	-	-	-	-	-	-	-	-	-	367,736,397
-	-	-	-	-	-	-	-	-	-	161,789,286
-	-	-	-	-	-	-	-	-	-	56,218,781
-	315,975	-	-	25,036,570	-	-	-	-	-	42,409,208

## II. Multilateral ODA components

### II.1. Development of multilateral ODA 2018-2020

	Grant equivalent in € mill.		
	2018	2019	2020
<b>United Nations Organisations</b>	<b>25.91</b>	<b>36.95</b>	<b>38.74</b>
of which:			
FMEIA voluntary contributions	5.12	4.86	5.23
FMEIA obligatory contributions	11.52	16.62	15.91
Foreign Disaster Fund <sup>1</sup>	-	-	1.65
Other departments	9.26	15.47	15.95
<b>International Financial Institutions</b>	<b>225.32</b>	<b>294.96</b>	<b>230.63</b>
of which:			
World Bank group	160.53	205.93	161.79
Regional banks	64.80	63.78	56.22
Other financial institutions	-	25.25	12.63
<b>European Union</b>	<b>320.57</b>	<b>333.41</b>	<b>367.74</b>
of which:			
Budget	213.15	220.69	255.01
EDF	107.42	112.72	112.73
<b>Other organisations</b>	<b>6.69</b>	<b>34.33</b>	<b>29.78</b>
<b>Total</b>	<b>578.50</b>	<b>699.64</b>	<b>666.90</b>
in % of total ODA	58.43%	63.68%	59.68%
ODA, total	990.10	1,098.66	1,117.37

Note: Rounding differences can occur in summation.  
- = 0

<sup>1</sup> A multilateral contribution from the Foreign Disaster Fund was implemented by ADA for the first time in the 2020 reporting year.

In accordance with OECD/DAC classifications, the categories were as follows

International Financial Institutions

World Bank group: IBRD, IDA, IDA-MDRI, IDA-HIPC

Regional banks: AsDB, IDB, AfrDB, AIIB (& associated trust funds)

Other financial institution: GEF

Other organisations: CITES, European Council, GCF, IACA, OIF, OSCE

Detailed statements on individual multilateral contributions are available on the homepage - [www.entwicklung.at/en/ada/austrias-official-development-assistance](http://www.entwicklung.at/en/ada/austrias-official-development-assistance).

# III. Bilateral ODA Components

## III.1. Bilateral ODA, total

### III.1.1. The top 10 recipient countries or regions of bilateral ODA 2020

		Grant equivalent in € mill. and in %		
Position	Country	€ mill.	2020 in %	of which debt relief
1	Bilateral regional <sup>1</sup>	59.98	13.32	-
2	Turkey <sup>2, 3</sup>	25.04	5.56	-
3	Bosnia and Herzegovina <sup>2</sup>	18.00	4.00	-
4	Syria <sup>2, 4</sup>	15.58	3.46	-
5	Serbia <sup>2</sup>	15.05	3.34	-
6	Europe, regional <sup>1</sup>	14.74	3.27	-
7	Ukraine <sup>2</sup>	14.38	3.19	-
8	Cuba	12.95	2.88	12.88
9	<b>Uganda</b>	<b>10.91</b>	2.42	-
10	<b>Ethiopia</b>	<b>10.41</b>	2.31	-
<b>Bilateral ODA, total</b>		<b>450.47</b>	100.00	

Note: Rounding differences can occur in summation.

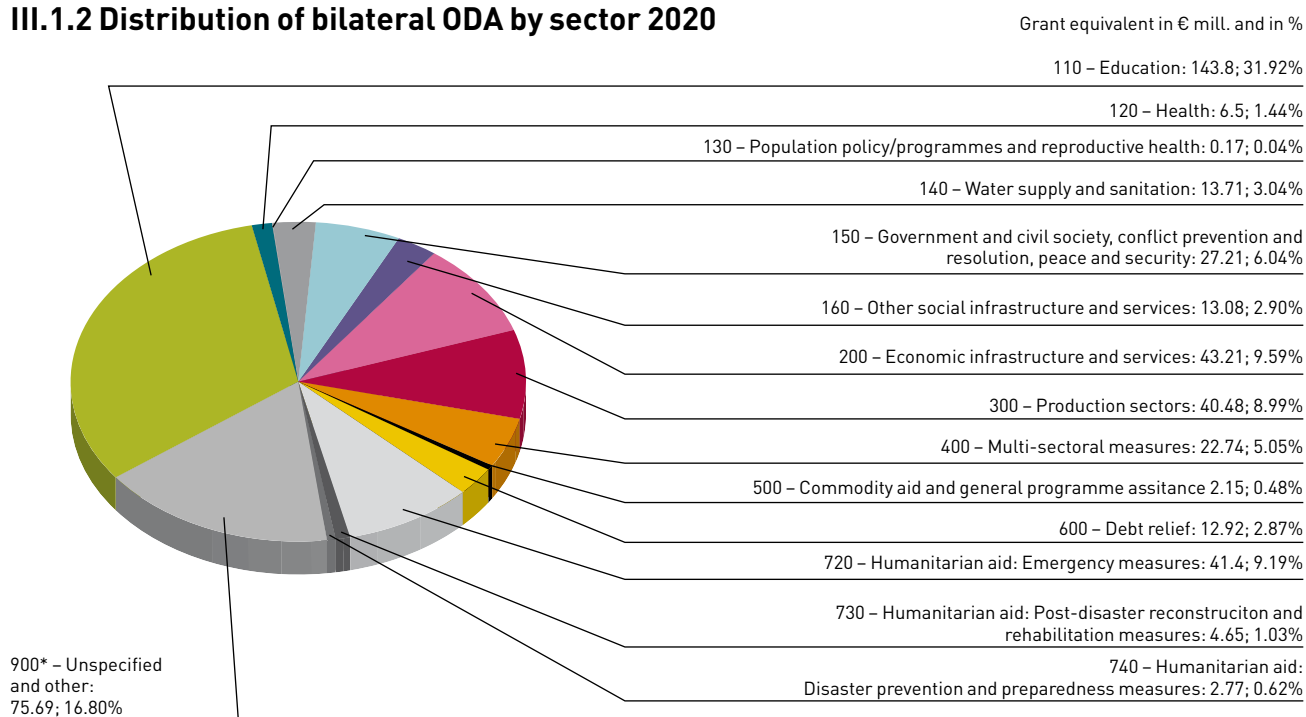
- = 0

ADC priority countries are marked in bold.

1 High ratio of financial contributions to programmes by international organisations | 2 High share of imputed students' costs

3 High share of teachers sent | 4 High share of humanitarian aid

### III.1.2 Distribution of bilateral ODA by sector 2020



Note: Rounding differences can occur in summation.

\* Code 900 breaks down as follows: DAC code 910 (administrative costs in donor country): EUR 31.22 million, DAC code 930 (asylum seekers in donor country): EUR 27.08 million.

DAC-Code 998 (Unallocated / Unspecified): EUR 17.39 million

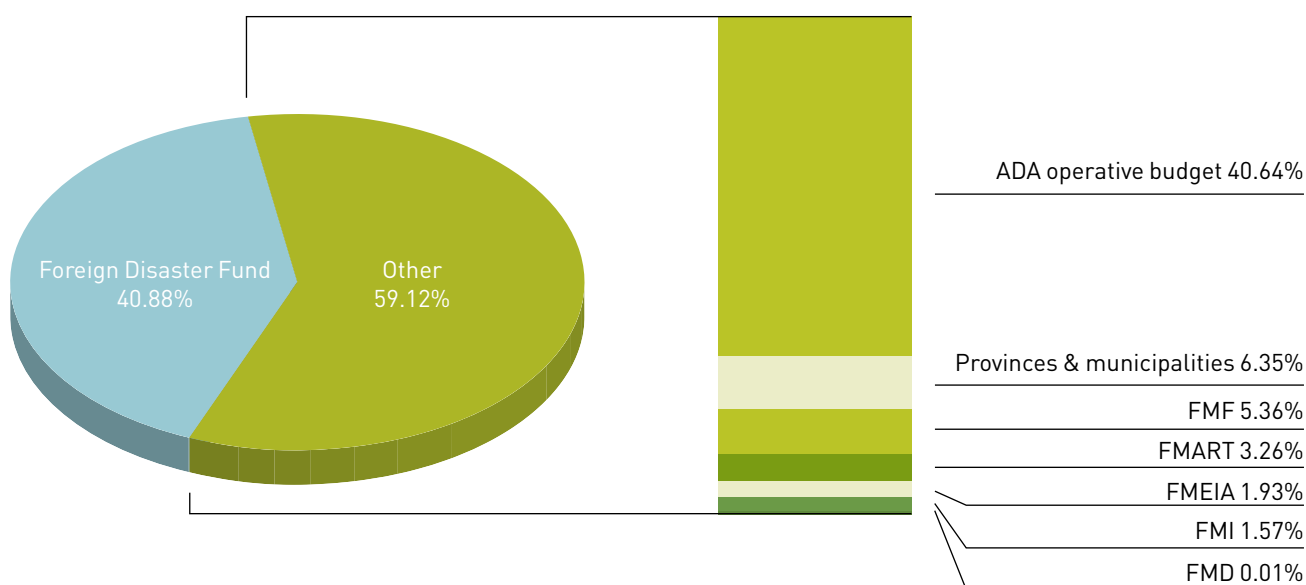
### III.1.2.1. Distribution of bilateral ODA in humanitarian aid in 2020

	Grant equivalent in € mill. and in %			
	Humanitarian aid, total		of which Foreign Disaster Fund*	
	€ mill.	in %	€ mill.	in %
720 Emergency measures	41.40	84.80	19.96	100.00
730 Rehabilitation measures and reconstruction	4.65	9.52	-	-
740 Disaster prevention and preparedness measures	2.77	5.68	-	-
<b>Humanitarian aid, total</b>	<b>48.83</b>	<b>100.00</b>	<b>19.96</b>	<b>100.00</b>

Note: Rounding differences can occur in summation.  
- = 0

### Financing humanitarian aid 2020

Grant equivalent in %



\* In 2020, FMEIA funds amounting to about EUR 21.7 million were disbursed from the Foreign Disaster Fund, EUR 19.96 million for bilateral humanitarian assistance measures.

### III.1.2.2. Development of debt relief measures in bilateral ODA 2018–2020

			Grant equivalent in € mill. and in %		
Type	Donor/Budget	Description	2018	2019	2020
Interest rate reductions	FMF	Interest rate reductions as part of Paris Club debt rescheduling (DSR Option*)	0.05	0.05	0.04
Debt reductions	FMF	Paris Club debt rescheduling with debt cancellation (DR Option**)	10.92	0.03	12.88
<b>Total</b>			<b>10.97</b>	<b>0.07</b>	<b>12.92</b>
in % of total ODA			1.11%	0.01%	1.16%
ODA, total (Grant equivalent)			990.10	1,098.66	1,117.37

Note: Rounding differences can occur in summation.

\* DSR Option: debt service reduction by extending maturities and reducing interest rates

\*\* DR Option: debt reduction through partial or total cancellation of debt

### III.1.2.3. Debt relief measures in bilateral ODA 2020

			Grant equivalent in € mill. and in %		
Country	Status	Debt service reductions (DSR)	Debt reductions (DR)	Debt relief measures, total	in %
Egypt	LMIC	0.01	-	0.01	0.04
Bosnia and Herzegovina	UMIC	0.04	-	0.04	0.27
Cuba	UMIC	-	12.88	12.88	99.68
<b>Total</b>		<b>0.04</b>	<b>12.88</b>	<b>12.92</b>	<b>100.00</b>
in % of total ODA		0.004%	1.15%	1.16%	

Note: Rounding differences can occur in summation.

- = 0



## III.1.3. ODA to priority countries and their sources of finance 2018-2020

## Albania

Grant equivalent in €

Donor	2018	2019	2020
<b>ODA from core budget</b>			
ADC/ADA	1,758,462	2,424,511	1,811,328
ADC/FMEIA	5,000	-	-
<b>ODA from other sources</b>			
FMESR	6,164,492	6,678,400	7,143,536
FC	33,340	4,500	-
FMI	33,333	42,822	132,033
FMACCSS (until 2019 FMCSS)	-	-	3,300
Provinces & municipalities	128,622	176,429	92,951
<b>ODA, total</b>	<b>8,123,249</b>	<b>9,326,662</b>	<b>9,183,148</b>

Note: Rounding differences can occur in summation.

- = 0

## Armenia

Grant equivalent in €

Donor	2018	2019	2020
<b>ODA from core budget</b>			
ADC/ADA	1,919,055	2,863,021	2,055,122
<b>ODA from other sources</b>			
FMESR	405,439	384,330	376,142
FC	6,800	7,150	-
FMF <sup>1</sup>	163,998	-	-
FMI	-	-	20,198
FMACCSS (until 2019 FMCSS)	-	-	1,100
Provinces & municipalities	20,000	33,500	50,000
<b>ODA, total</b>	<b>2,515,291</b>	<b>3,288,001</b>	<b>2,502,561</b>

Note: Rounding differences can occur in summation.

- = 0

<sup>1</sup> including OeEB

## Bhutan

Grant equivalent in €

Donor	2018	2019	2020
<b>ODA from core budget</b>			
ADC/ADA	1,602,088	2,693,642	920,425
<b>ODA from other sources</b>			
FMLSAHCP	2,684	-	-
FMESR	6,990	24,243	20,490
FMF <sup>1</sup>	180,000	-	-
FMACCSS (until 2019 FMCSS)	16,575	1,000	20,000
FMART (until 2019 FMST <sup>2</sup> )	245,809	-	-
Provinces & municipalities	7,000	7,000	7,000
<b>ODA, total</b>	<b>2,061,146</b>	<b>2,725,885</b>	<b>967,916</b>

Note: Rounding differences can occur in summation.

- = 0

<sup>1</sup> including OeEB<sup>2</sup> In 2020, the climate agendas of the Federal Ministry for Sustainability and Tourism (FMST) were transferred to the Federal Ministry for Climate Action, Environment, Energy, Mobility, Innovation and Technology (FMCAEEMIT).

## Burkina Faso

Grant equivalent in €

Donor	2018	2019	2020
<b>ODA from core budget</b>			
ADC/ADA	4,526,036	5,147,050	5,748,442
<b>ODA from other sources</b>			
FMESR	97,848	109,131	99,662
FMF <sup>1</sup>	370,000	-	-
FMART (until 2019 FMST <sup>2</sup> )	-	97,167	-
Foreign Disaster Fund	-	1,400,000	500,000
Provinces & municipalities	100,978	235,672	215,023
<b>ODA, total</b>	<b>5,094,863</b>	<b>6,989,020</b>	<b>6,563,127</b>

Note: Rounding differences can occur in summation.

- = 0

<sup>1</sup> including OeEB<sup>2</sup> In 2020, the climate agendas of the Federal Ministry for Sustainability and Tourism (FMST) were transferred to the Federal Ministry for Climate Action, Environment, Energy, Mobility, Innovation and Technology (FMCAEEMIT).

## Ethiopia

Grant equivalent in €

Donor	2018	2019	2020
<b>ODA from core budget</b>			
ADC/ADA	7,887,474	7,436,724	7,560,859
ADC/FMEIA	5,850	-	-
<b>ODA from other sources</b>			
FMESR	374,850	365,050	402,623
FMF <sup>1</sup>	65,497	-	-
FMCAEEMIT (until 2019 FMTIT)	-	-	93,941
FMART (until 2019 FMST <sup>2</sup> )	1,369,130	1,573,500	-
Foreign Disaster Fund	1,098,388	817,254	1,887,836
Provinces & municipalities	110,502	127,700	461,728
<b>ODA, total</b>	<b>10,911,691</b>	<b>10,320,228</b>	<b>10,406,986</b>

Note: Rounding differences can occur in summation.

- = 0

<sup>1</sup> including OeEB<sup>2</sup> In 2020, the climate agendas of the Federal Ministry for Sustainability and Tourism (FMST) were transferred to the Federal Ministry for Climate Action, Environment, Energy, Mobility, Innovation and Technology (FMCAEEMIT).

## Georgia

Grant equivalent in €

Donor	2018	2019	2020
<b>ODA from core budget</b>			
ADC/ADA	2,617,920	3,156,555	3,763,662
ADC/FMEIA	3,300	5,000	-
<b>ODA from other sources</b>			
FC	20,000	16,905	-
FMESR	822,370	926,763	846,890
FMF <sup>1</sup>	2,682,506	461,051	1,270,271
FMI	56,185	105,510	79,098
FMCAEEMIT (until 2019 FMTIT)	-	-	6,656
FMACCSS (until 2019 FMCSS)	-	-	26,600
Provinces & municipalities	-	8,000	-
<b>ODA, total</b>	<b>6,202,280</b>	<b>4,679,784</b>	<b>5,993,176</b>

Note: Rounding differences can occur in summation.

- = 0

<sup>1</sup> including OeEB

## Kosovo

Grant equivalent in €

Donor	2018	2019	2020
<b>ODA from core budget</b>			
ADC/ADA	2,699,867	3,306,845	3,330,311
<b>ODA from other sources</b>			
FC	1,300	4,000	-
FMESR	3,440,161	3,763,550	4,101,610
FMF <sup>1</sup>	-	3,466,805	1,183,224
FMI	159,847	140,630	258,483
FMACCSS (until 2019 FMCSS)	-	-	4,800
FMD	104,790	12,491	-
FMART (until 2019 FMST <sup>2</sup> )	154,962	-	-
Provinces & municipalities	522,325	274,263	341,055
<b>ODA, total</b>	<b>7,083,253</b>	<b>10,968,584</b>	<b>9,219,482</b>

Note: Rounding differences can occur in summation.  
- = 0

<sup>1</sup> including OeEB

<sup>2</sup> In 2020, the climate agendas of the Federal Ministry for Sustainability and Tourism (FMST) were transferred to the Federal Ministry for Climate Action, Environment, Energy, Mobility, Innovation and Technology (FMCAEEMIT).

## Moldova

Grant equivalent in €

Donor	2018	2019	2020
<b>ODA from core budget</b>			
ADC/ADA	2,118,438	3,106,873	3,294,431
ADC/FMEIA	291,733	-	-
<b>ODA from other sources</b>			
FMESR	334,040	350,827	363,737
FMI	-	400	17,887
FMD	-	171,591	64,179
FMSAHCCP (until 2019 FMLSAHCP)	77,794	123,139	155,100
Provinces & municipalities	91,033	155,456	88,827
<b>ODA, total</b>	<b>2,913,038</b>	<b>3,908,286</b>	<b>3,984,160</b>

Note: Rounding differences can occur in summation.  
- = 0

## Mozambique

Grant equivalent in €

Donor	2018	2019	2020
<b>ODA from core budget</b>			
ADC/ADA	5,538,565	4,827,819	5,265,329
<b>ODA from other sources</b>			
FMESR	33,166	22,005	29,340
FMF <sup>1</sup>	452,041	-	4,047,981
FMI	-	93,033	6,775
Foreign Disaster Fund	-	1,625,000	8,820
Provinces & municipalities	76,822	332,620	139,102
<b>ODA, total</b>	<b>6,100,594</b>	<b>6,900,478</b>	<b>9,497,348</b>

Note: Rounding differences can occur in summation.  
- = 0

1 including OeEB

## Palestine

Grant equivalent in €

Donor	2018	2019	2020
<b>ODA from core budget</b>			
ADC/ADA	4,527,737	4,829,645	4,698,698
<b>ODA from other sources</b>			
FC	-	7,410	-
FMESR	175,278	130,269	152,702
Provinces & municipalities	-	10,000	20,000
<b>ODA, total</b>	<b>4,703,014</b>	<b>4,977,324</b>	<b>4,871,400</b>

Note: Rounding differences can occur in summation.  
- = 0

## Uganda

Grant equivalent in €

Donor	2018	2019	2020
<b>ODA from core budget</b>			
ADC/ADA	5,770,400	10,326,250	9,149,598
<b>ODA from other sources</b>			
FC	-	7,410	-
FMESR	226,182	196,415	233,820
FMF <sup>1</sup>	387,097	274,581	-811
FMCAEEMIT (until 2019 FMTIT)	-	-	96,235
FMART (until 2019 FMST <sup>2</sup> )	17,279	61,580	-8,451
Foreign Disaster Fund	-	1,950,000	925,404
Provinces & municipalities	502,647	462,087	517,267
<b>ODA, total</b>	<b>6,903,605</b>	<b>13,278,323</b>	<b>10,913,063</b>

Note: Rounding differences can occur in summation.

- = 0

<sup>1</sup> including OeEB<sup>2</sup> In 2020, the climate agendas of the Federal Ministry for Sustainability and Tourism (FMST) were transferred to the Federal Ministry for Climate Action, Environment, Energy, Mobility, Innovation and Technology (FMCAEEMIT).

## III.2. Bilateral ADC funds of ADA

### III.2.1. Development of bilateral ADC funds of ADA 2018-2020

		Grant equivalent <sup>1</sup> in € mill.		
		2018	2019	2020
<b>ADC/ADA, total*</b>		<b>86.39</b>	<b>101.74</b>	<b>107.20</b>
of which: budget		79.86	94.57	102.03
of which: ERP Fund		6.53	7.17	5.17
in % of total Austrian ODA		8.72%	9.26%	9.59%

<sup>1</sup> As the Austrian Development Agency only issues grants, the grant equivalent equals net disbursements.

Note: Rounding differences can occur in summation.

\* Does not include administrative costs

### III.2.2. Distribution of bilateral ADC funds of ADA 2018-2020 by income status of partner countries

		Grant equivalent in € mill. and in %					
		2018		2019		2020	
		€ mill.	in %	€ mill.	in %	€ mill.	in %
<b>Country allocable aid</b>							
LDCs		31.37	53.51	35.26	52.58	32.88	51.35
NON-LDCs		27.25	46.49	31.80	47.42	31.15	48.65
		<b>58.62</b>	100.00	<b>67.06</b>	100.00	<b>64.02</b>	100.00
LICs – Low Income Countries		31.57	53.86	35.50	52.93	33.01	51.56
LMICs – Lower Middle Income Countries		18.27	31.17	23.28	34.72	23.39	36.54
UMICs – Upper Middle Income Countries		8.77	14.97	8.28	12.35	7.62	11.90
		<b>58.62</b>	100.00	<b>67.06</b>	100.00	<b>64.02</b>	100.00
<b>Non country allocable aid*</b>							
n.a. - non country allocable		27.77		34.68		43.17	
<b>ADC/ADA, total</b>		<b>86.39</b>		<b>101.74</b>		<b>107.20</b>	

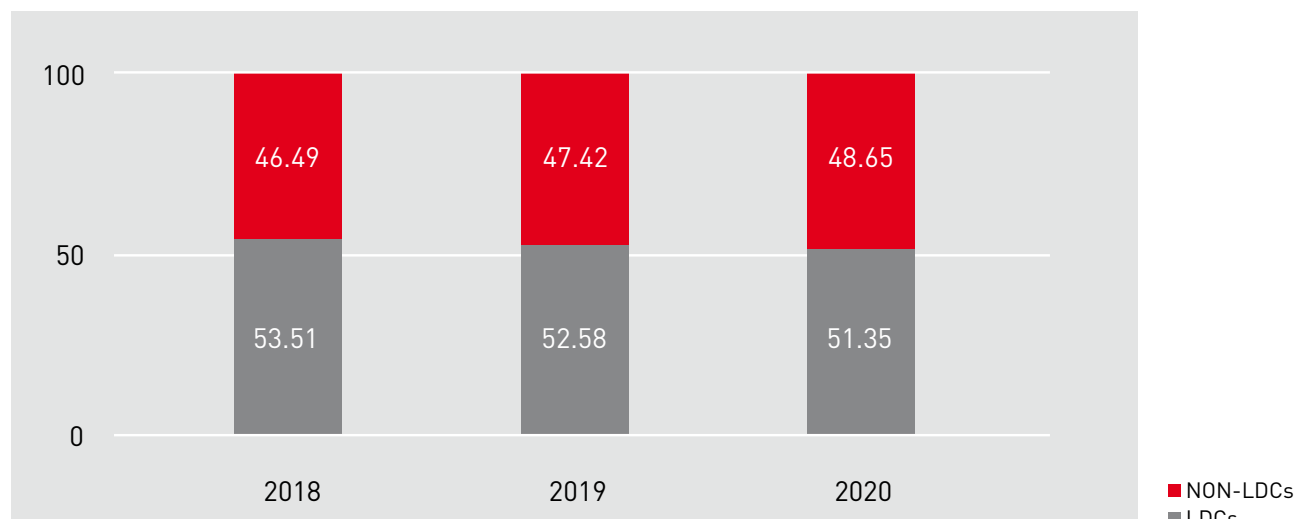
Note: Rounding differences can occur in summation.

\* including measures in Austria multi-country and other regional measures



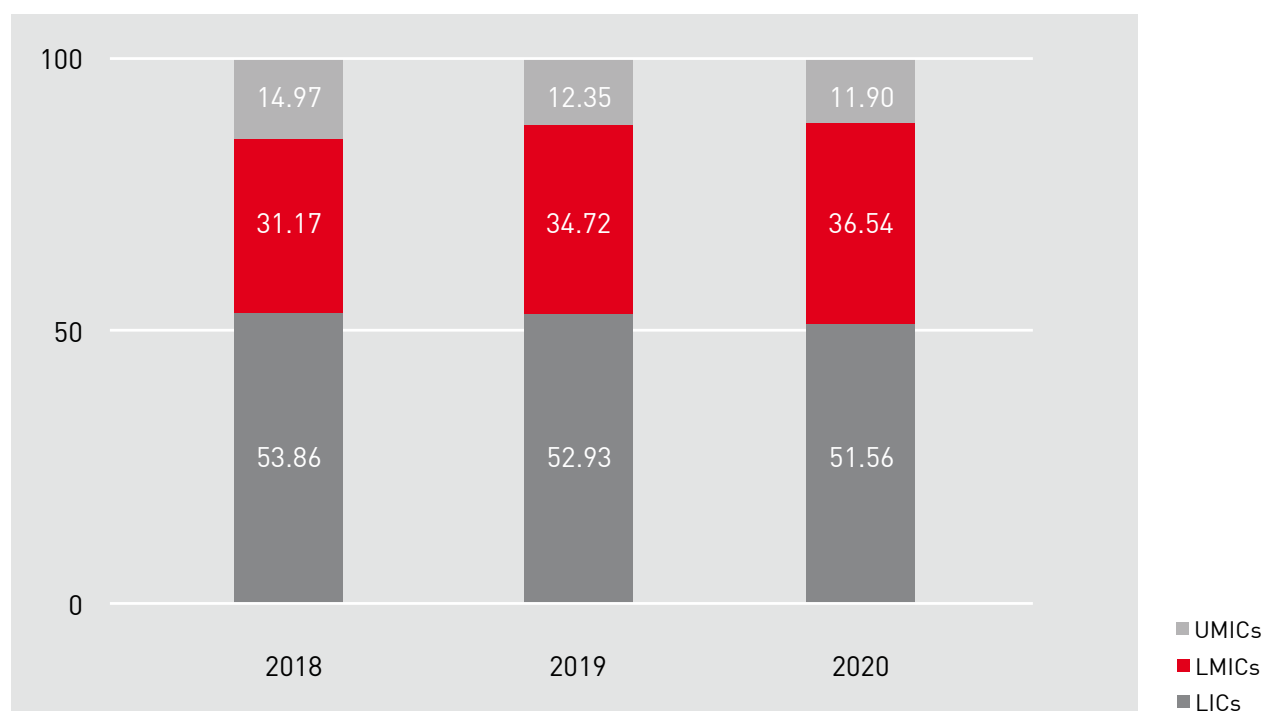
### Distribution of bilateral ADC funds of ADA from 2018 to 2020 by poverty status

in %



### Distribution of bilateral ADC funds of ADA from 2018 to 2020 by economic status

in %



### III.2.3. Geographical distribution of bilateral ADC funds of ADA to priority countries and other partner countries by key region 2018-2020

		Grant equivalent in € mill. and in %	
Geographical distribution <sup>1</sup>		2018 € mill.	in %
<b>Key region Danube Region/Western Balkans, total</b>		<b>10.37</b>	12.01
Priority countries	Kosovo	2.70	3.13
	Albania	1.76	2.04
Partner countries in the region		1.63	1.89
Danube Region/Western Balkans, regional <sup>2</sup>		4.28	4.96
<b>Key region Black Sea region/South Caucasus, total</b>		<b>8.16</b>	9.45
Priority countries	Moldova	2.12	2.45
	Georgia	2.62	3.03
	Armenia	1.92	2.22
Partner countries in the region		0.34	0.40
Black Sea region/South Caucasus, regional		1.16	1.35
<b>Key region West Africa/Sahel, total</b>		<b>7.25</b>	8.39
Priority country	Burkina Faso	4.53	5.24
Partner countries in the region		0.98	1.13
West Africa/Sahel, regional		1.75	2.02
<b>Key region East Africa and Horn of Africa, total</b>		<b>16.93</b>	19.60
Priority countries	Ethiopia	7.89	9.13
	Uganda	5.77	6.68
Partner countries in the region		1.86	2.15
East Africa and Horn of Africa, regional		1.42	1.64
<b>Key region Southern Africa, total</b>		<b>7.10</b>	8.21
Priority country	Mozambique	5.54	6.41
Partner countries in the region		0.53	0.61
Southern Africa, regional		1.03	1.19
<b>Key region Himalayah-Hindu Kush, total</b>		<b>2.31</b>	2.67
Priority country	Bhutan	1.60	1.85
Partner countries in the region		0.55	0.64
Himalayah-Hindu Kush, regional		0.15	0.17
<b>Key region Caribbean, total</b>		<b>0.31</b>	0.35
CARICOM, region		0.31	0.35
<b>Other priority, total</b>		<b>5.97</b>	6.91
	Palestine	4.53	5.24
	Key regions, regional	1.45	1.67
<b>ADC/ADA in priority countries/key regions, total</b>		<b>58.40</b>	67.60
<b>ADC/ADA outside priorities</b>		<b>27.99</b>	32.40
<b>ADC/ADA, total</b>		<b>86.39</b>	100.00

Note: Rounding differences can occur in summation.

<sup>1</sup> Priority set in keeping with the Three-Year Programme on Austrian Development Policy 2016–2018

<sup>2</sup> The Republic of Moldova takes part in regional programmes for both the key regions, Black Sea/South Caucasus and Danube/Western Balkans.

		Grant equivalent in € mill. and in %			
<b>Geographical distribution<sup>3</sup></b>		<b>2019</b>		<b>2020</b>	
		€ mill.	in %	€ mill.	in %
<b>Key region South of Sahara</b>		<b>42.66</b>	41.93	<b>43.82</b>	40.88
<b>of which: West Africa/Sahel, total</b>		<b>6.21</b>	6.10	<b>6.39</b>	5.96
Priority country	Burkina Faso	5.15	5.06	5.75	5.36
Partner countries in the region		1.06	1.04	0.64	0.60
<b>of which: East Africa and Horn of Africa, total</b>		<b>19.83</b>	19.49	<b>18.17</b>	16.95
Priority countries	Ethiopia	7.44	7.31	7.56	7.05
	Uganda	10.33	10.15	9.15	8.54
Partner countries in the region		2.07	2.03	1.46	1.36
<b>of which: Southern Africa, total</b>		<b>5.30</b>	5.21	<b>5.67</b>	5.29
Priority country	Mozambique	4.83	4.75	5.27	4.91
Partner countries in the region		0.47	0.46	0.41	0.38
<b>of which: other partner countries in the key region</b>		<b>0.05</b>	0.05	<b>0.10</b>	0.09
<b>of which: regional in the key region<sup>4</sup></b>		<b>11.28</b>	11.09	<b>13.49</b>	12.58
<b>Key region Western Balkans/South Caucasus<sup>5</sup></b>		<b>20.71</b>	20.35	<b>21.74</b>	20.28
<b>of which: Western Balkans</b>		<b>7.99</b>	7.85	<b>6.33</b>	5.91
Priority countries	Albania	2.42	2.38	1.81	1.69
	Kosovo	3.31	3.25	3.33	3.11
Partner countries in the region		2.25	2.22	1.19	1.11
<b>of which: South Caucasus<sup>5</sup></b>		<b>9.13</b>	8.97	<b>9.11</b>	8.50
Priority countries	Armenia	2.86	2.81	2.06	1.92
	Georgia	3.16	3.10	3.76	3.51
	Moldova	3.11	3.05	3.29	3.07
<b>of which: regional in the key region<sup>4</sup></b>		<b>3.59</b>	3.53	<b>6.30</b>	5.87
<b>Other priority countries</b>		<b>7.52</b>	7.39	<b>5.62</b>	5.24
Priority countries	Bhutan	2.69	2.65	0.92	0.86
	Palestine	4.83	4.75	4.70	4.38
<b>Key regions, regional</b>		<b>0.75</b>	0.73	<b>0.85</b>	0.79
<b>ADC/ADA in priority countries/key regions, total</b>		<b>71.63</b>	70.41	<b>72.04</b>	67.20
<b>ADC/ADA outside priorities</b>		<b>30.10</b>	29.59	<b>35.16</b>	32.80
<b>ADC/ADA, total</b>		<b>101.74</b>	100.00	<b>107.20</b>	100.00

Note: Rounding differences can occur in summation.

<sup>3</sup> Priority set in keeping with the Three-Year Programme on Austrian Development Policy 2019-2021

<sup>4</sup> Individual transregional projects can include countries outside the specific key region.

<sup>5</sup> Only Armenia, Georgia and Moldova (in keeping with the current priority)

## III.2.4. Distribution of bilateral ADC funds of ADA by sector 2018-2020

		Grant equivalent in € mill. and in %					
DAC Code	Description	2018		2019		2020	
		€ mill.	in %	€ mill.	in %	€ mill.	in %
110	Education	8.10	9.38	6.46	6.34	8.24	7.69
120	Health	2.09	2.42	2.54	2.50	2.52	2.35
130	Population policy/programmes and reproductive health	0.06	0.08	0.11	0.11	0.12	0.11
140	Water supply and sanitation	8.24	9.53	7.01	6.89	8.37	7.81
150	Government and civil society, conflict prevention and resolution, peace and security	16.01	18.54	23.91	23.51	19.56	18.25
160	Other social infrastructure and services	9.66	11.19	8.52	8.38	11.17	10.42
<b>100</b>	<b>Social infrastructure and services</b>	<b>44.16</b>	<b>51.12</b>	<b>48.56</b>	<b>47.73</b>	<b>49.98</b>	<b>46.63</b>
220	Communication	0.45	0.52	0.17	0.16	0.23	0.21
230	Energy generation and supply	5.48	6.35	5.08	4.99	4.78	4.46
240	Banking and financial services	0.02	0.02	1.30	1.28	0.12	0.11
250	Business and other services	0.44	0.51	1.99	1.95	1.46	1.36
<b>200</b>	<b>Economic infrastructure and services</b>	<b>6.39</b>	<b>7.40</b>	<b>8.53</b>	<b>8.39</b>	<b>6.58</b>	<b>6.14</b>
310	Agriculture, forestry, fishing	9.27	10.73	12.85	12.63	9.80	9.14
320	Industry, mining and construction	1.34	1.56	1.36	1.33	1.54	1.44
330	Trade and tourism	0.96	1.11	0.85	0.83	0.66	0.62
<b>300</b>	<b>Production sectors</b>	<b>11.57</b>	<b>13.40</b>	<b>15.05</b>	<b>14.79</b>	<b>12.00</b>	<b>11.20</b>
410	General environmental protection	2.12	2.46	2.51	2.46	3.04	2.83
430	Other multi-sectoral measures	9.38	10.86	9.67	9.50	6.50	6.06
<b>400</b>	<b>Multi-sectoral measures</b>	<b>11.51</b>	<b>13.32</b>	<b>12.17</b>	<b>11.96</b>	<b>9.54</b>	<b>8.90</b>
<b>500</b>	<b>Commodity aid and general programme assistance</b>	<b>0.56</b>	<b>0.65</b>	<b>-</b>	<b>-</b>	<b>2.15</b>	<b>2.01</b>
720	Humanitarian aid: Emergency measures	4.79	5.54	9.40	9.24	15.19	14.17
730	Humanitarian aid: Post-disaster reconstruction and rehabilitation measures	0.03	0.03	0.63	0.61	4.50	4.20
740	Humanitarian aid: Disaster prevention and preparedness measures	0.22	0.25	0.16	0.15	0.16	0.14
<b>700</b>	<b>Humanitarian aid</b>	<b>5.04</b>	<b>5.83</b>	<b>10.19</b>	<b>10.01</b>	<b>19.84</b>	<b>18.51</b>
998	Unspecified	7.15	8.28	7.24	7.11	7.10	6.62
<b>900</b>	<b>Unspecified and other</b>	<b>7.15</b>	<b>8.28</b>	<b>7.24</b>	<b>7.11</b>	<b>7.10</b>	<b>6.62</b>
<b>ADC/ADA, total</b>		<b>86.39</b>	<b>100.00</b>	<b>101.74</b>	<b>100.00</b>	<b>107.20</b>	<b>100.00</b>

Note: Rounding differences can occur in summation.  
- = 0

### III.2.5. Implementation structure of bilateral ADC funds of ADA 2018-2020

	Grant equivalent in € mill. and in %					
	2018		2019		2020	
	€ mill.	in %	€ mill.	in %	€ mill.	in %
<b>Austrian institutions, total</b>	<b>33.08</b>	38.30	<b>33.36</b>	32.79	<b>34.69</b>	32.36
<b>Austrian CSOs, total</b>	<b>21.29</b>	24.64	<b>23.98</b>	23.57	<b>24.47</b>	22.83
Austrian CSOs primarily implementing projects outside Austria	16.50	19.11	18.30	17.98	19.29	17.99
Austrian CSOs primarily implementing projects within Austria	4.70	5.44	5.57	5.48	5.09	4.75
Austrian CSOs primarily implementing scholarship programme	0.08	0.10	0.12	0.11	0.10	0.09
<b>Companies &amp; other institutions in Austria, total</b>	<b>11.79</b>	13.65	<b>9.38</b>	9.21	<b>10.22</b>	9.53
Companies in Austria	5.01	5.80	4.50	4.42	4.43	4.13
Individuals (Consultants)	0.17	0.19	0.16	0.16	0.01	0.01
Public authorities, universities and other bodies in Austria	6.61	7.65	4.72	4.64	5.78	5.39
<b>Institutions in partner countries, total</b>	<b>12.18</b>	14.10	<b>18.91</b>	18.59	<b>16.32</b>	15.22
Public authorities/ministries in partner country	6.59	7.63	11.41	11.21	9.27	8.65
CSOs and other institutions in partner country	5.59	6.47	7.51	7.38	7.04	6.57
<b>International and other agencies, total</b>	<b>41.12</b>	47.61	<b>49.46</b>	48.62	<b>56.19</b>	52.42
International organisations & PPPs*	32.57	37.70	36.45	35.83	40.98	38.23
International CSOs	6.20	7.18	6.74	6.63	7.89	7.36
Other**	2.36	2.73	6.26	6.15	7.32	6.83
<b>ADC/ADA, total</b>	<b>86.39</b>	100.00	<b>101.74</b>	100.00	<b>107.20</b>	100.00

Note: Rounding differences can occur in summation.

\* As understood by OECD/DAC, public-private partnerships mean international organisations whose decision-making bodies include representatives of both government and civil society.

\*\* Partner organisations from third countries and other project executing agencies

### III.2.6. Cross-cutting issues in development policy (policy objective markers) in ADC/ADA contributions 2018-2020

The so-called policy objective markers (markers for cross-cutting issues in development policy) were introduced in OECD/DAC as instruments for monitoring the implementation of general international development goals (e.g. gender equality or environmental protection) in development programmes and projects by OECD/DAC donors. The markers measure in what part of their portfolios development donors have already taken specific account of these development-policy objectives and document the programmes and projects where these are included as specific, i.e. principal objectives (2) and/or as integrated, i.e. significant, secondary objectives (1).

As development projects/programmes can pursue more than one specific objective, they can be allotted more than one marker. In this approach, marker data do not make quantitative statements on how much funding has been allocated for specific objectives but the extent to which these objectives have been included in the new contracts of a reporting year. The relevant quantities are therefore not the payments, but the contractual volume of binding new commitments, possibly in combination with the number of contracts. Of note here also is that instead of gradings in the sense of an assessment, the (2) and (1) markers are indicators for different methodologies.

Under the auspices of OECD/DAC, the following developmental issues are included by means of markers: gender equality, reproductive, maternal, newborn and child health, aid to environment, participatory development and good governance, trade development, the UN Framework Convention on Climate Change (mitigation and adaptation), the UN Convention on Biological Diversity, the UN Convention to Combat Desertification, Disaster Risk Reduction and Inclusion and Empowerment of Persons with Disabilities.

As the marker data is subjected to systematic quality assurance in this core sector of Austrian ODA, the following tables present a breakdown of the operational ADC budget of ADA.

Commitments in € mill. and %						
<b>Empowerment and Gender Equality (GEN)</b>	<b>2018</b>		<b>2019</b>		<b>2020</b>	
	<b>Commitments</b>	<b>in %</b>	<b>Commitments</b>	<b>in %</b>	<b>Commitments</b>	<b>in %</b>
<b>Marker Gender Equality</b>						
Specific (Code = 2)	9.83	11.45	35.01	32.73	15.02	13.71
Integrated (Code = 1)	58.24	67.85	51.20	47.87	66.18	60.40
<b>Total (1+2)</b>	<b>68.07</b>	<b>79.30</b>	<b>86.21</b>	<b>80.60</b>	<b>81.20</b>	<b>74.10</b>
<b>ADC/ADA, total</b>	<b>85.84</b>	<b>100.00</b>	<b>106.96</b>	<b>100.00</b>	<b>109.57</b>	<b>100.00</b>

Commitments in € mill. and %						
<b>Good Governance and Human Rights (PDGG)</b>	<b>2018</b>		<b>2019</b>		<b>2020</b>	
	<b>Commitments</b>	<b>in %</b>	<b>Commitments</b>	<b>in %</b>	<b>Commitments</b>	<b>in %</b>
<b>Marker Participatory Development and Good Governance</b>						
Specific (Code = 2)	18.78	21.88	32.07	29.99	23.59	21.53
Integrated (Code = 1)	20.45	23.82	18.36	17.17	7.36	6.72
<b>Total (1+2)</b>	<b>39.23</b>	<b>45.70</b>	<b>50.44</b>	<b>47.16</b>	<b>30.95</b>	<b>28.25</b>
<b>ADC/ADA, total</b>	<b>85.84</b>	<b>100.00</b>	<b>106.96</b>	<b>100.00</b>	<b>109.57</b>	<b>100.00</b>

Commitments in € mill. and %

Environment and Natural Ressources (ENV)	2018		2019		2020	
	Commitments	in %	Commitments	in %	Commitments	in %
<b>Marker Aid to Environment</b>						
Specific [Code = 2]	21.08	24.55	18.56	17.35	13.21	12.05
Integrated [Code = 1]	22.10	25.75	22.91	21.42	16.99	15.51
<b>Total (1+2)</b>	<b>43.18</b>	<b>50.30</b>	<b>41.47</b>	<b>38.77</b>	<b>30.20</b>	<b>27.56</b>
<b>ADC/ADA, total</b>	<b>85.84</b>	<b>100.00</b>	<b>106.96</b>	<b>100.00</b>	<b>109.57</b>	<b>100.00</b>

Commitments in € mill. and %

Mitigation of Climate Change (FCC)	2018		2019		2020	
	Commitments	in %	Commitments	in %	Commitments	in %
<b>Marker UN Framework Convention on Climate Change – Mitigation</b>						
Specific [Code = 2]	10.98	12.79	7.17	6.70	3.65	3.33
Integrated [Code = 1]	6.72	7.83	9.43	8.82	10.93	9.97
<b>Total (1+2)</b>	<b>17.70</b>	<b>20.62</b>	<b>16.60</b>	<b>15.52</b>	<b>14.58</b>	<b>13.30</b>
<b>ADC/ADA, total</b>	<b>85.84</b>	<b>100.00</b>	<b>106.96</b>	<b>100.00</b>	<b>109.57</b>	<b>100.00</b>

Commitments in € mill. and %

Adaption to Climate Change (ADP)	2018		2019		2020	
	Commitments	in %	Commitments	in %	Commitments	in %
<b>Marker UN Framework Convention on Climate Change – Adaptation</b>						
Specific [Code = 2]	9.69	11.29	4.31	4.03	3.27	2.98
Integrated [Code = 1]	15.84	18.45	21.05	19.68	16.56	15.12
<b>Total (1+2)</b>	<b>25.53</b>	<b>29.74</b>	<b>25.36</b>	<b>23.71</b>	<b>19.83</b>	<b>18.10</b>
<b>ADC/ADA, total</b>	<b>85.84</b>	<b>100.00</b>	<b>106.96</b>	<b>100.00</b>	<b>109.57</b>	<b>100.00</b>

Commitments in € mill. and %

Promotion of biodiversity (CBD)	2018		2019		2020	
	Commitments	in %	Commitments	in %	Commitments	in %
<b>Marker UN Convention on Biological Diversity</b>						
Specific [Code = 2]	5.20	6.06	3.49	3.26	0.62	0.57
Integrated [Code = 1]	11.20	13.05	10.20	9.54	9.25	8.44
<b>Total (1+2)</b>	<b>16.41</b>	<b>19.11</b>	<b>13.69</b>	<b>12.80</b>	<b>9.87</b>	<b>9.01</b>
<b>ADC/ADA, total</b>	<b>85.84</b>	<b>100.00</b>	<b>106.96</b>	<b>100.00</b>	<b>109.57</b>	<b>100.00</b>

Commitments in € mill. and %

Combat Desertification (CCD)	2018		2019		2020	
	Commitments	in %	Commitments	in %	Commitments	in %
<b>Marker UN Convention to Combat Desertification</b>						
Specific [Code = 2]	3.29	3.83	1.55	1.45	2.75	2.51
Integrated [Code = 1]	5.21	6.07	12.13	11.34	9.59	8.76
<b>Total (1+2)</b>	<b>8.50</b>	<b>9.90</b>	<b>13.68</b>	<b>12.79</b>	<b>12.34</b>	<b>11.27</b>
<b>ADC/ADA, total</b>	<b>85.84</b>	<b>100.00</b>	<b>106.96</b>	<b>100.00</b>	<b>109.57</b>	<b>100.00</b>



## AUSTRIAN OFFICIAL DEVELOPMENT ASSISTANCE

Commitments in € mill. and %

Promotion of Reproductive, Maternal, Newborn and Child Health (RMNCH)	2018 Commitments	in %	2019 Commitments	in %	2020 Commitments	in %
<b>Marker Reproductive, Maternal, Newborn and Child Health</b>						
Specific (Code = 2)	1.10	1.28	0.12	0.12	0.22	0.20
Integrated (Code = 1)	6.22	7.24	17.53	16.39	6.14	5.60
<b>Total (1+2)</b>	<b>7.32</b>	<b>8.52</b>	<b>17.65</b>	<b>16.50</b>	<b>6.36</b>	<b>5.80</b>
<b>ADC/ADA, total</b>	<b>85.84</b>	<b>100.00</b>	<b>106.96</b>	<b>100.00</b>	<b>109.57</b>	<b>100.00</b>

Commitments in € mill. and %

Disaster Risk Reduction (DRR)	2018 Commitments	in %	2019 Commitments	in %	2020 Commitments	in %
<b>Marker Disaster Risk Reduction</b>						
Specific (Code = 2)	3.72	4.34	0.22	0.21	1.28	1.17
Integrated (Code = 1)	6.96	8.10	12.79	11.96	16.82	15.35
<b>Total (1+2)</b>	<b>10.68</b>	<b>12.44</b>	<b>13.01</b>	<b>12.16</b>	<b>18.10</b>	<b>16.52</b>
<b>ADC/ADA, total</b>	<b>85.84</b>	<b>100.00</b>	<b>106.96</b>	<b>100.00</b>	<b>109.57</b>	<b>100.00</b>

Commitments in € mill. and %

Inclusion and Empowerment of Persons with Disabilities (INCL) New since 2018 – therefore no data for previous years exist	2018 Commitments	in %	2019 Commitments	in %	2020 Commitments	in %
<b>Marker Inclusion and Empowerment of Persons with Disabilities</b>						
Specific (Code = 2)	-	-	2.72	2.54	2.26	2.06
Integrated (Code = 1)	-	-	14.19	13.27	15.51	14.16
<b>Total (1+2)</b>	<b>-</b>	<b>-</b>	<b>16.91</b>	<b>15.81</b>	<b>17.77</b>	<b>16.22</b>
<b>ADC/ADA, total</b>	<b>-</b>	<b>-</b>	<b>106.96</b>	<b>100.00</b>	<b>109.57</b>	<b>100.00</b>

Note: Rounding differences can occur in summation.

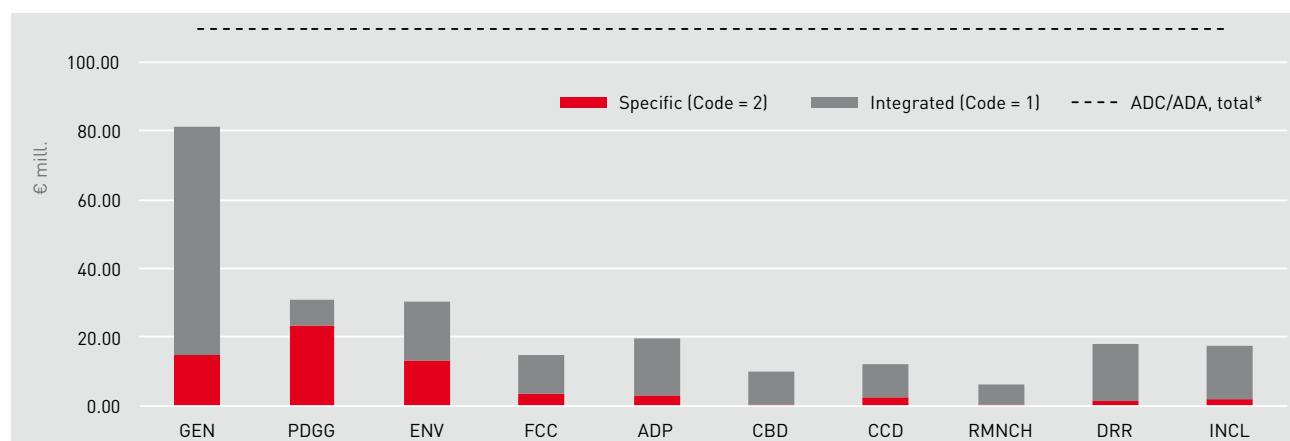
- = 0

ADA commitments for programmes and projects in 2020 totalled EUR 115.20 million.

According to OECD/DAC criteria, commitments for national projects and general budget support are excluded from the marker system.

As of 2015, the calculation basis for marker data was reduced by these contractual amounts. As of 2020, the basis amounts to EUR 109.57 million.

### Cross-cutting issues in development policy in ADC/ADA<sup>1</sup> 2020 (commitments, in € mill.)



<sup>1</sup> Does not include administrative costs, projects within Austria and general budget support

### III.3. Bilateral ODA by provinces and municipalities 2018-2020

		Grant equivalent in €		
Province	Donor	2018	2019	2020
Burgenland	Burgenland (province)*	22,532	23,000	89,893
<b>Burgenland total</b>		<b>22,532</b>	<b>23,000</b>	<b>89,893</b>
Carinthia	Carinthia (province)*	99,300	116,450	183,653
<b>Carinthia, total</b>		<b>99,300</b>	<b>116,450</b>	<b>183,653</b>
Lower Austria	Lower Austria (province)*	368,500	427,600	834,282
	St. Pölten	4,150	4,150	4,150
<b>Lower Austria, total</b>		<b>372,650</b>	<b>431,750</b>	<b>838,432</b>
Upper Austria	Upper Austria (province)*	2,378,014	2,118,247	2,261,074
	Linz	12,270	6,740	4,403
	Wels	13,900	13,900	4,960
	Braunau	2,500	2,500	2,500
	Rohrbach	5,000	-	-
<b>Upper Austria, total</b>		<b>2,411,684</b>	<b>2,141,387</b>	<b>2,272,937</b>
Salzburg	Salzburg (province)*	350,200	1,002,500	1,029,575
	Salzburg	80,800	55,500	63,000
<b>Salzburg, total</b>		<b>431,000</b>	<b>1,058,000</b>	<b>1,092,575</b>
Styria	Styria (province)*	359,870	437,795	669,294
	Graz	22,963	22,963	71,305
<b>Styria, total</b>		<b>382,833</b>	<b>460,758</b>	<b>740,599</b>
Tyrol	Tyrol (province)*	1,064,748	1,644,699	1,867,849
<b>Tyrol, total</b>		<b>1,064,748</b>	<b>1,644,699</b>	<b>1,867,849</b>
Vorarlberg	Vorarlberg (province)*	482,714	655,174	789,521
	Feldkirch	9,000	10,000	5,000
	Wolfurt	6,674	7,676	7,711
	Götzis	13,000	11,500	28,723
	Bregenz	-	-	500
	Dornbirn	23,254	11,600	14,500
<b>Vorarlberg, total</b>		<b>534,642</b>	<b>695,950</b>	<b>845,955</b>
Vienna	Vienna (city)*	486,902	493,546	1,016,769
<b>Vienna, total</b>		<b>486,902</b>	<b>493,546</b>	<b>1,016,769</b>
	Provinces – share in cost of asylum seekers managed by the State	20,933,974	10,979,333	10,830,893
<b>Total</b>		<b>26,740,265</b>	<b>18,044,873</b>	<b>19,779,555</b>

Note: Rounding differences can occur in summation.

- = 0

\* These amounts include funds implemented by ADA (involving all federal states for the first time in 2020, solely Vorarlberg in 2018 and 2019).

