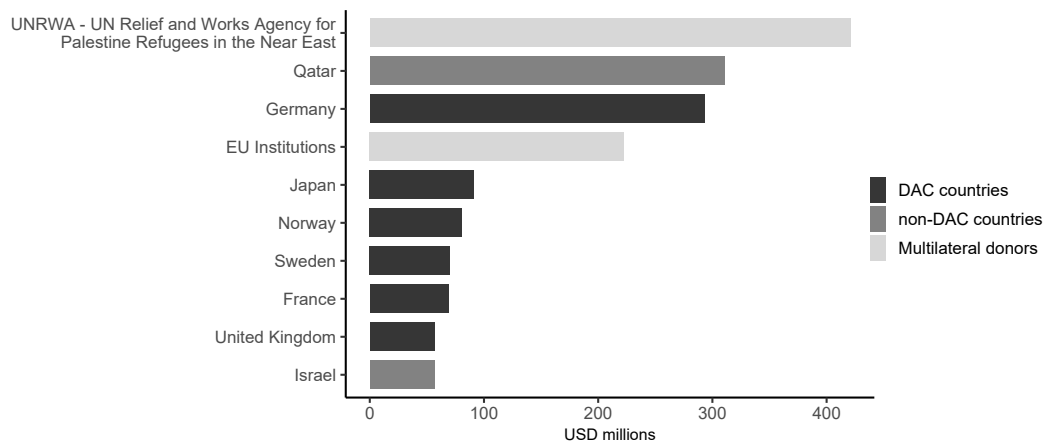


# ODA profile 2022<sup>1</sup> **PALESTINE [PS]**

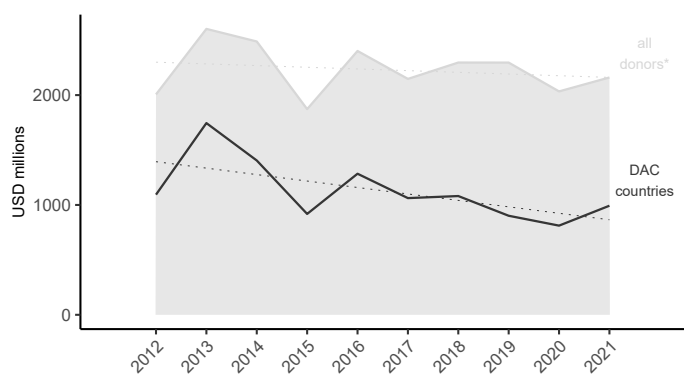
## ODA to Palestine in an international context

### 1.1 Main donors\* internationally (2021)



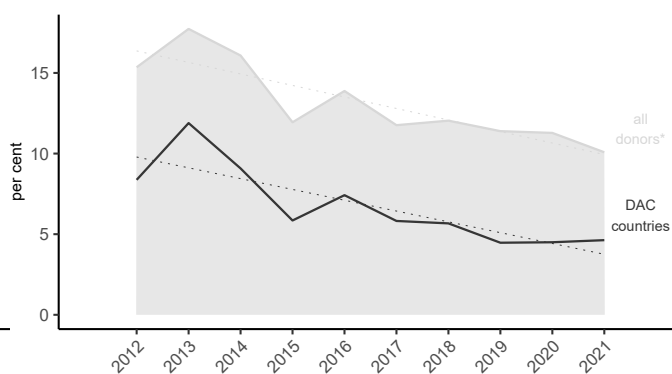
\*Include DAC countries, non-DAC countries and multilateral donors at a disaggregated level (sub-organisations are listed separately); Austria in 26. place; Data source: stats.oecd.org [DAC2a]

### 1.2 International ODA to Palestine



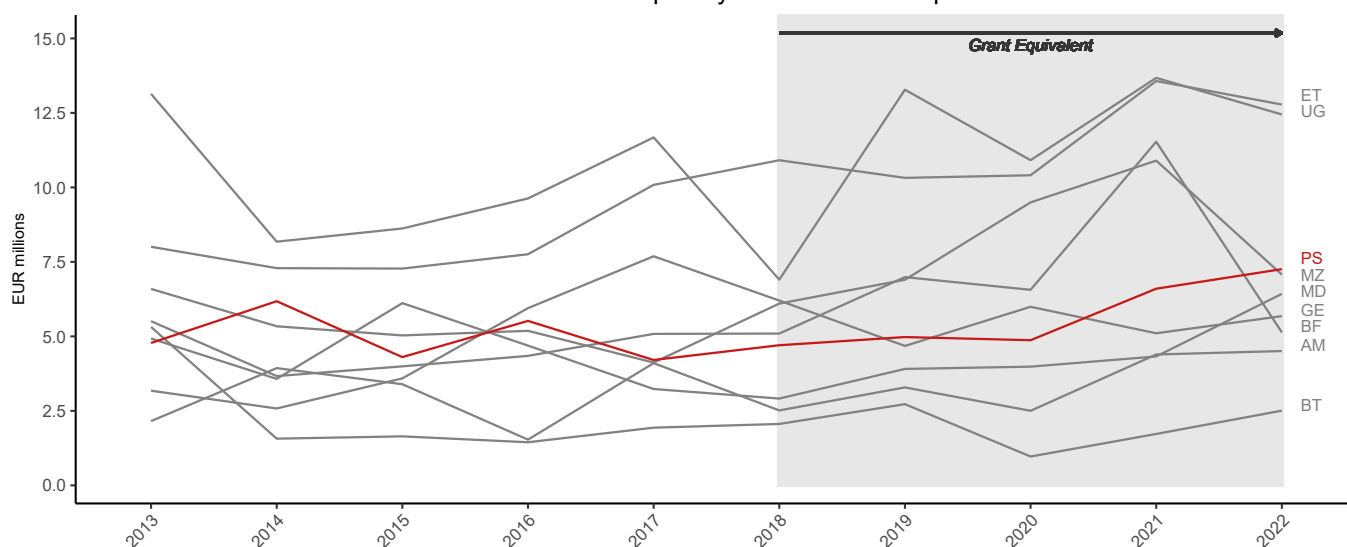
\*Include DAC countries, non-DAC countries and multilateral donors; Data source: stats.oecd.org [DAC2a]

### 1.3 International ODA in % of Palestine's GNI



\*Include DAC countries, non-DAC countries and multilateral donors; Data source: stats.oecd.org [DAC2a]

### 1.4 Austria's ODA to priority countries\* in comparison



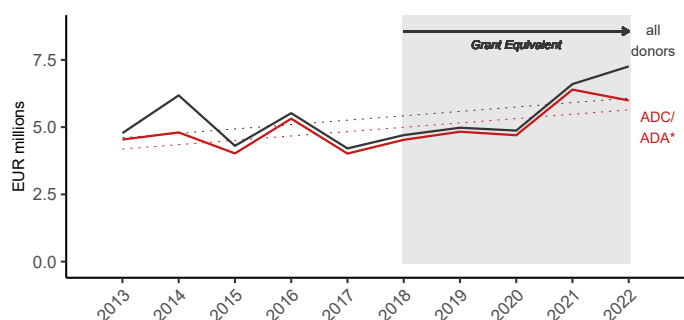
\*Current priority countries according to the Three-Year Programme on Austrian Development Policy 2019-2021; Data source: ADA Statistics

<sup>1</sup> Calculation base: net disbursements until 2017, grant equivalent from 2018 (except private sector instruments; figures 1.1–1.3 continue to be based on net disbursements only; current prices); data extracted in November 2022 (as not all relevant data is available on stats.oecd.org yet, figures 1.1–1.3 relate to the year 2021); for further information please contact [statistik@ada.gv.at](mailto:statistik@ada.gv.at).

# ODA profile 2022<sup>2</sup> PALESTINE [PS]

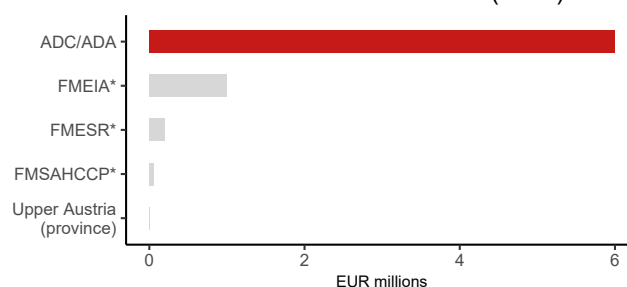
## Austria's ODA to Palestine in detail

2.1 Austria's ODA to Palestine



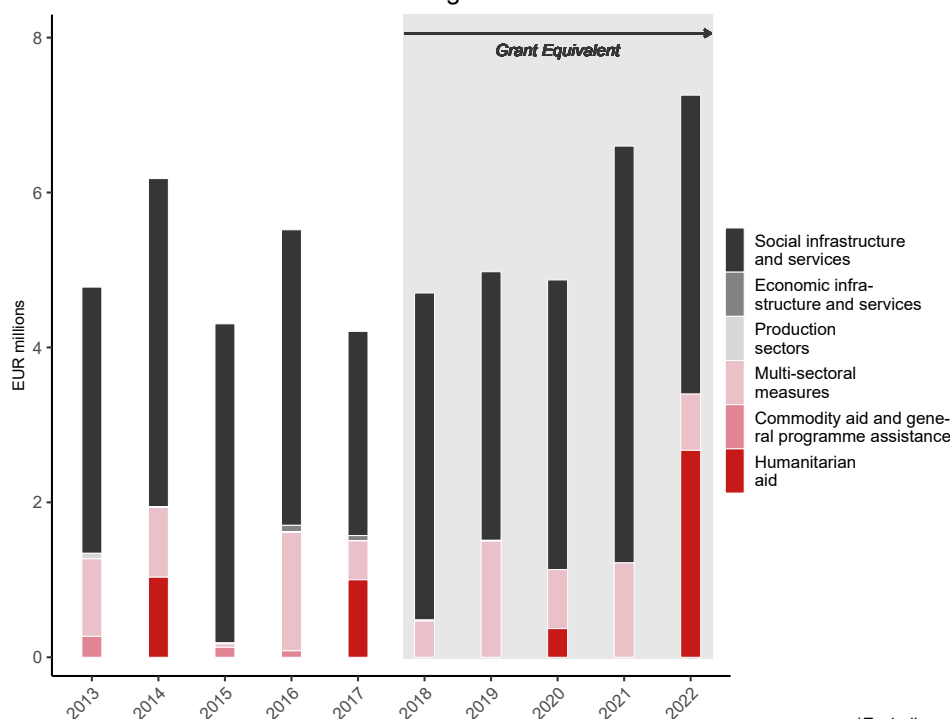
\*ADC = Austrian Development Cooperation, ADA = Austrian Development Agency; Data source: ADA Statistics

2.2 Main Austrian donors (2022)



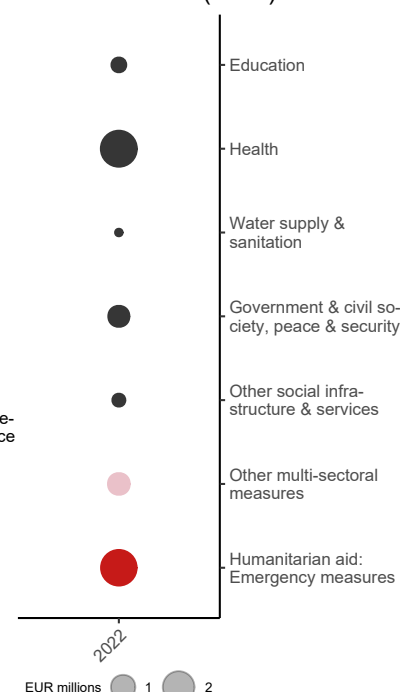
\*FMEIA = Federal Ministry for European and International Affairs (incl. Foreign Disaster Fund), FMESR = Federal Ministry of Education, Science and Research, FMSAHCCP = Federal Ministry of Social Affairs, Health, Care and Consumer Protection; Data source: ADA Statistics

2.3 Sectors at a glance



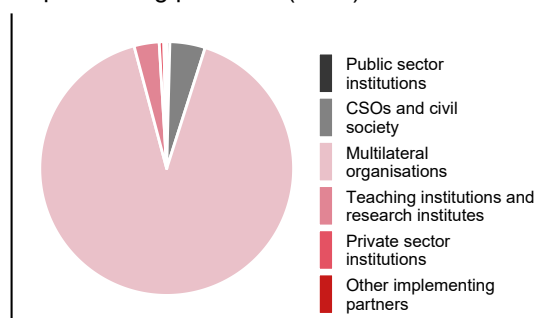
Data source: ADA Statistics

2.4 Sectors in detail\* (2022)



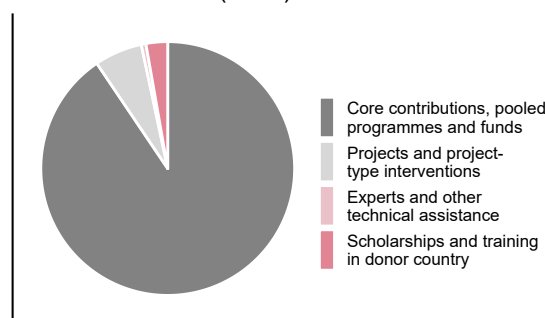
\*Excluding sub-categories with negative total values; colour legend refers to main categories (see figure 2.3); Data source: ADA Statistics

2.5 Implementing partners\* (2022)



\*Excluding categories with negative total values; Data source: ADA Statistics

2.6 Modalities\* (2022)



\*Excluding categories with negative total values; Data source: ADA Statistics

<sup>2</sup>Calculation base: net disbursements until 2017, grant equivalent from 2018 (except private sector instruments; current prices); data extracted in November 2022; figures 2.3 – 2.6 depict a disaggregation of ODA of all Austrian donors to Palestine (see figure 2.1: all donors); for further information please contact [statistik@ada.gv.at](mailto:statistik@ada.gv.at).