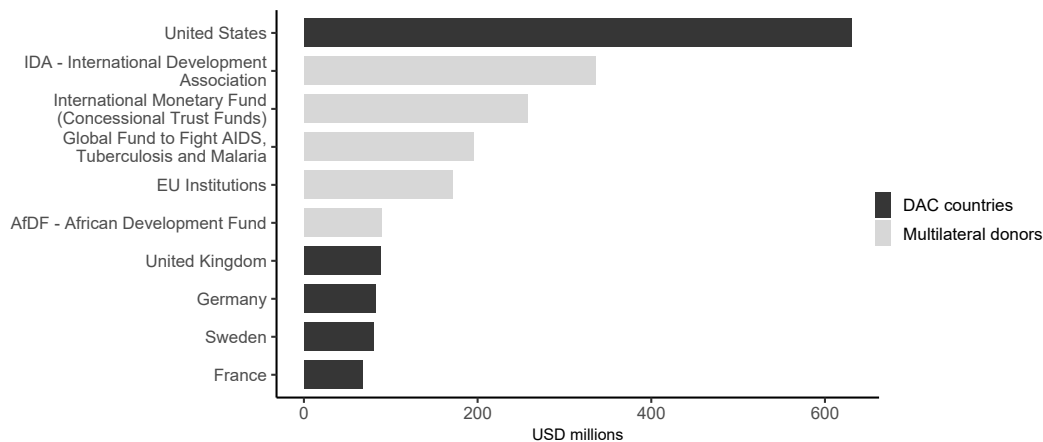


ODA profile 2022¹ UGANDA [UG]

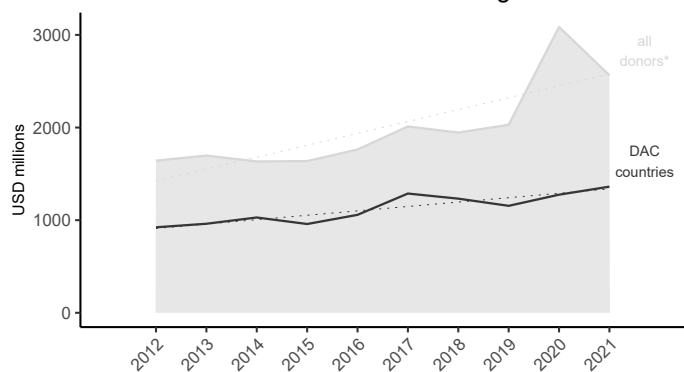
ODA to Uganda in an international context

1.1 Main donors* internationally (2021)



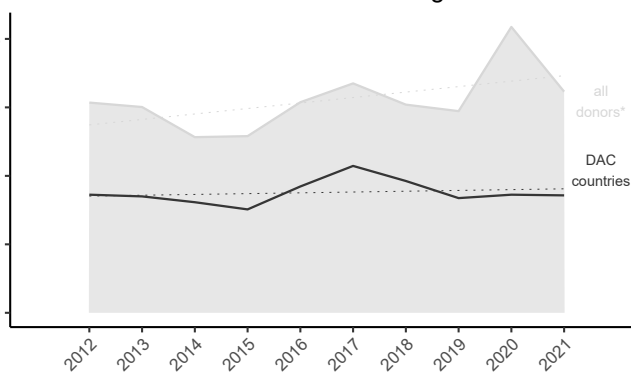
*Include DAC countries, non-DAC countries and multilateral donors at a disaggregated level (sub-organisations are listed separately); Austria in 24. place; Data source: stats.oecd.org [DAC2a]

1.2 International ODA to Uganda



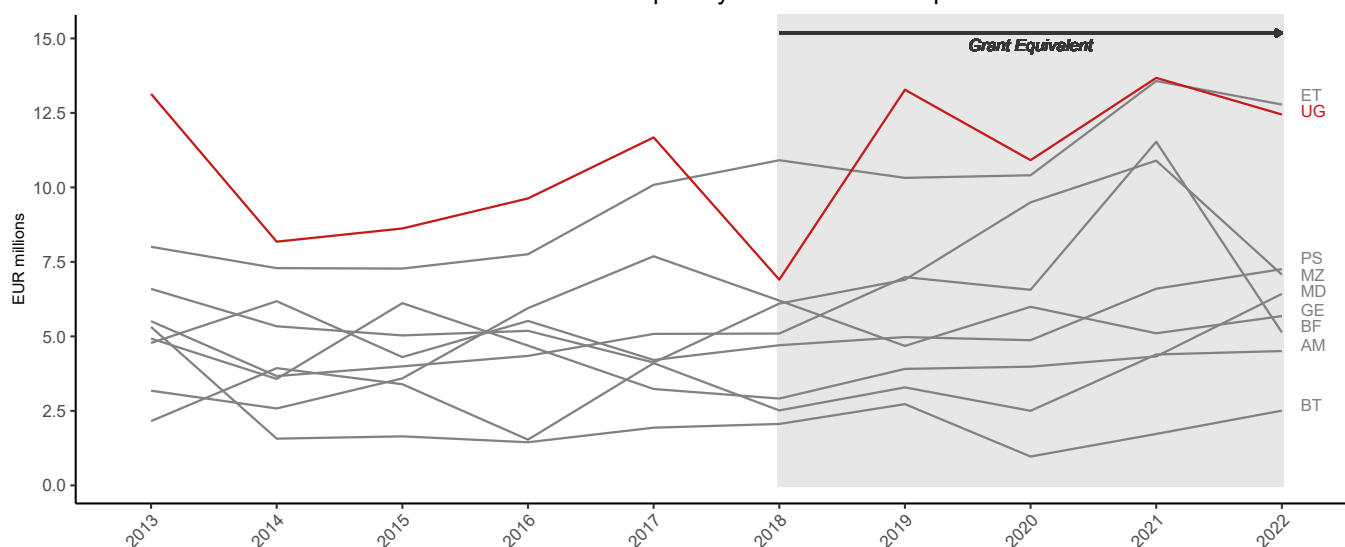
*Include DAC countries, non-DAC countries and multilateral donors; Data source: stats.oecd.org [DAC2a]

1.3 International ODA in % of Uganda's GNI



*Include DAC countries, non-DAC countries and multilateral donors; Data source: stats.oecd.org [DAC2a]

1.4 Austria's ODA to priority countries* in comparison



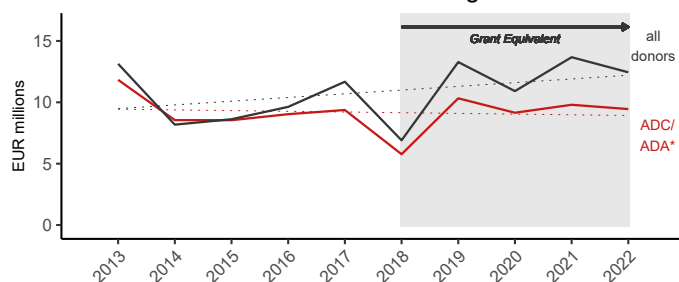
*Current priority countries according to the Three-Year Programme on Austrian Development Policy 2019-2021; Data source: ADA Statistics

¹ Calculation base: net disbursements until 2017, grant equivalent from 2018 (except private sector instruments; figures 1.1–1.3 continue to be based on net disbursements only; current prices); data extracted in November 2022 (as not all relevant data is available on stats.oecd.org yet, figures 1.1–1.3 relate to the year 2021); for further information please contact statistik@ada.gv.at.

ODA profile 2022² UGANDA [UG]

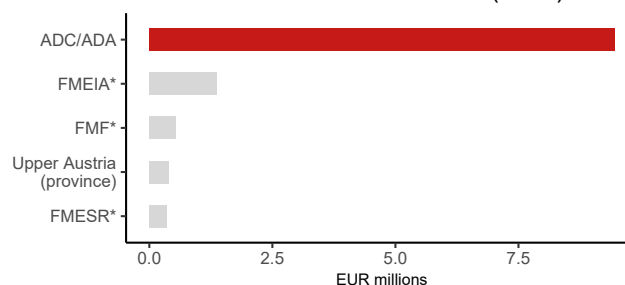
Austria's ODA to Uganda in detail

2.1 Austria's ODA to Uganda



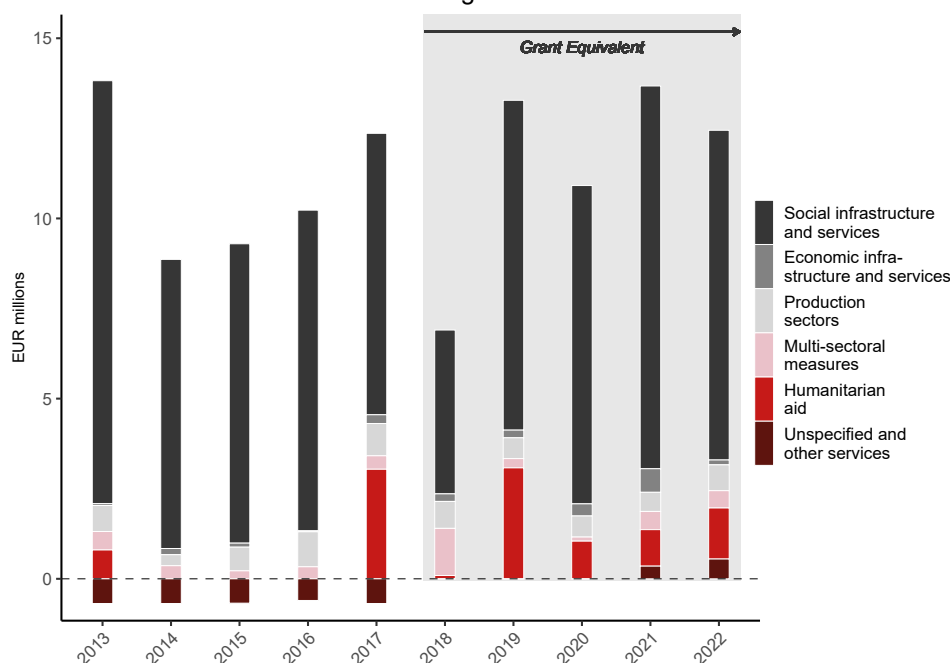
*ADC = Austrian Development Cooperation, ADA = Austrian Development Agency; in the case of (loan) repayments, ODA of all Austrian donors may fall below ODA of ADC/ADA (this particularly applies to net disbursements); Data source: ADA Statistics

2.2 Main Austrian donors (2022)



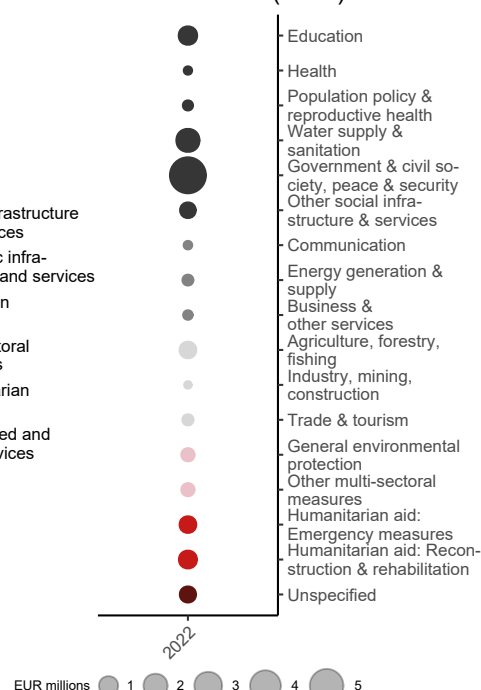
*FMEIA = Federal Ministry for European and International Affairs (incl. Foreign Disaster Fund), FMF = Federal Ministry of Finance (incl. OeEB), FMESR = Federal Ministry of Education, Science and Research; Data source: ADA Statistics

2.3 Sectors at a glance*



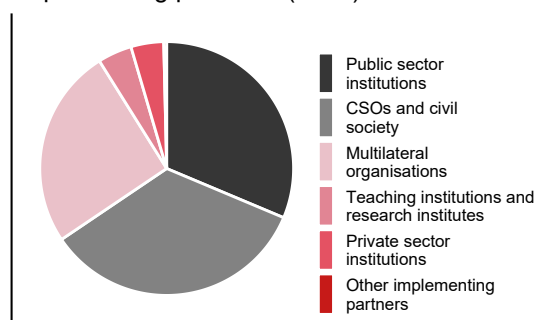
*Loan repayments and repayments on grants are recorded as negative net disbursements. If the respective category shows no disbursements or disbursement of lower amounts, this may yield negative total values (this particularly applies to net disbursements); Data source: ADA Statistics

2.4 Sectors in detail* (2022)



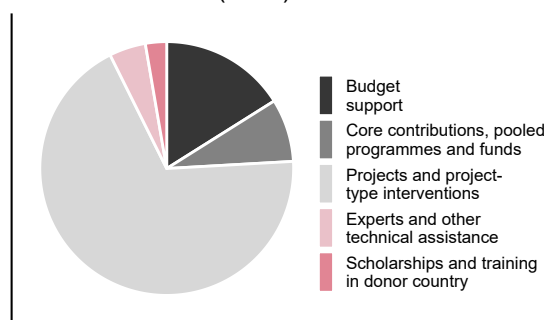
*Excluding sub-categories with negative total values; colour legend refers to main categories (see figure 2.3); Data source: ADA Statistics

2.5 Implementing partners* (2022)



*Excluding categories with negative total values; Data source: ADA Statistics

2.6 Modalities* (2022)



*Excluding categories with negative total values; Data source: ADA Statistics

²Calculation base: net disbursements until 2017, grant equivalent from 2018 (except private sector instruments; current prices); data extracted in November 2022; figures 2.3 – 2.6 depict a disaggregation of ODA of all Austrian donors to Uganda (see figure 2.1: all donors); for further information please contact statistik@ada.gv.at.