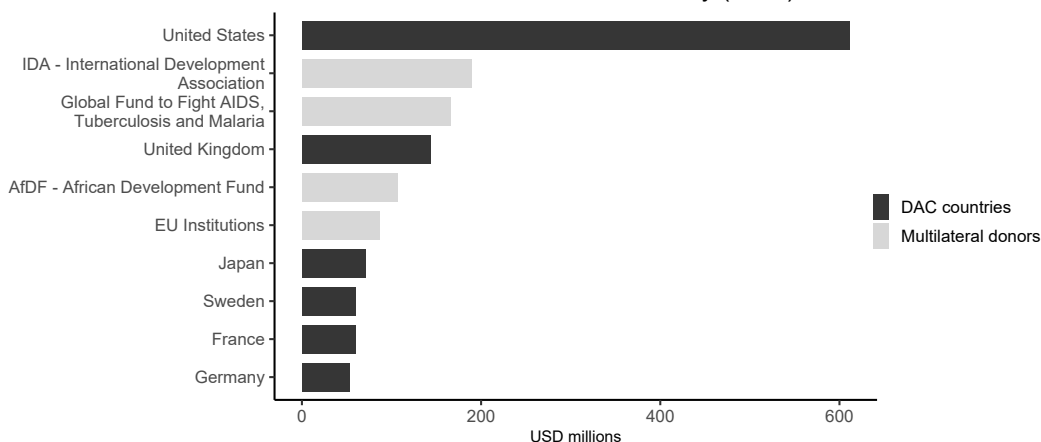


# ODA profile 2019<sup>1</sup> UGANDA [UG]

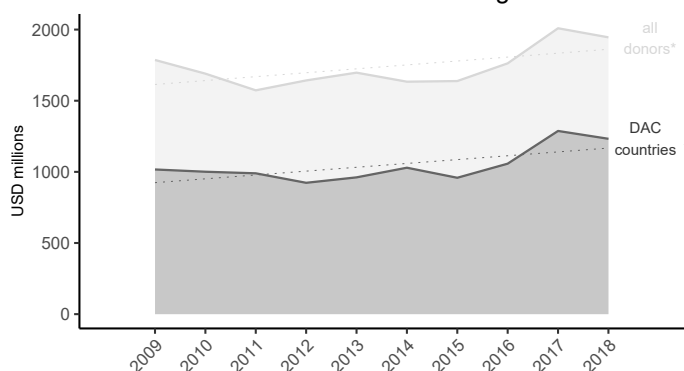
## ODA to Uganda in an international context

1.1 Main donors\* internationally (2018)



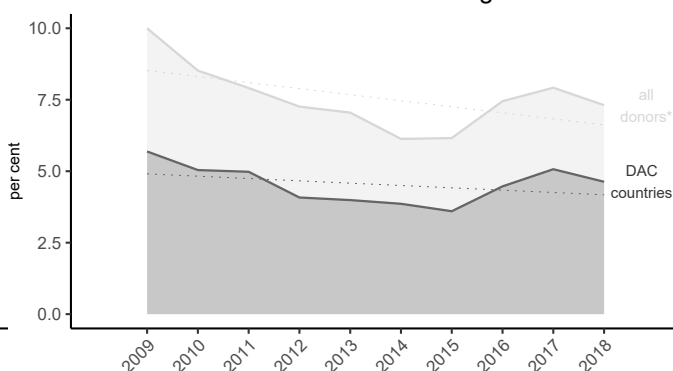
\*Include DAC countries, non-DAC countries and multilateral donors at a disaggregated level (sub-organisations are listed separately); Austria in 24. place; Data source: stats.oecd.org [DAC2a]

1.2 International ODA to Uganda



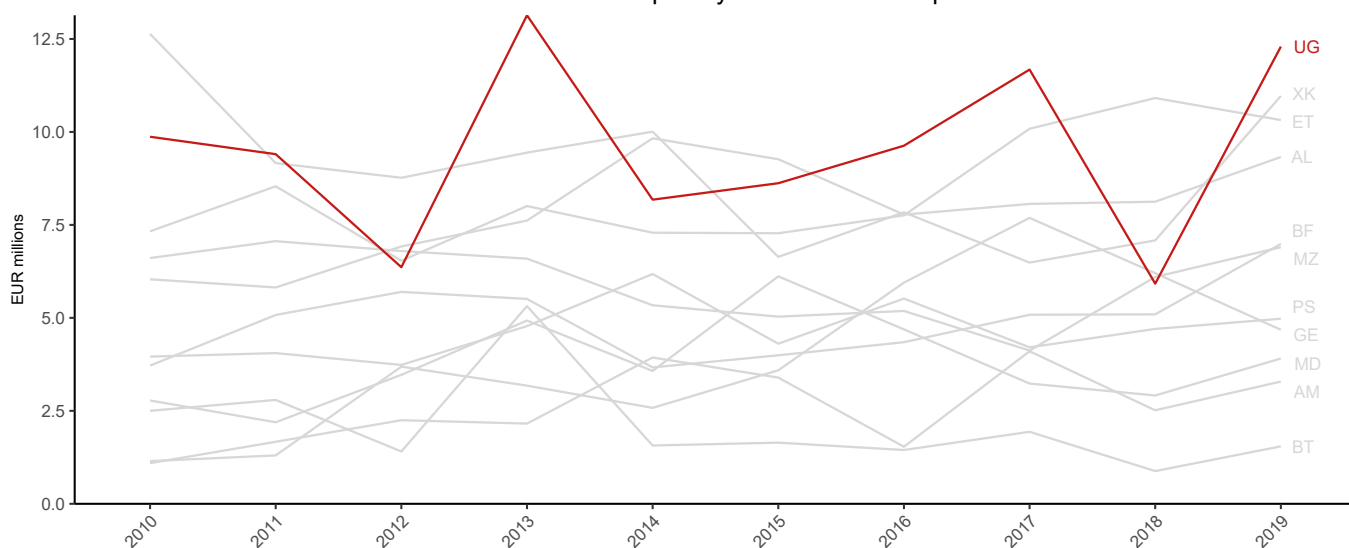
\*Include DAC countries, non-DAC countries and multilateral donors; Data source: stats.oecd.org [DAC2a]

1.3 International ODA in % of Uganda's GNI



\*Include DAC countries, non-DAC countries and multilateral donors; Data source: stats.oecd.org [DAC2a]

1.4 Austria's ODA to priority countries\* in comparison

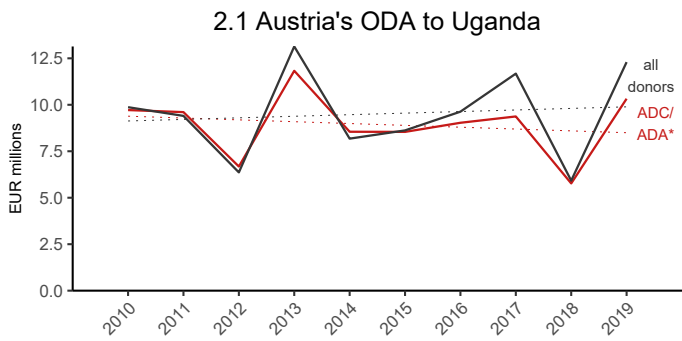


\*Current priority countries according to the Three-Year Programme on Austrian Development Policy 2019-2021; Data source: ADA Statistics

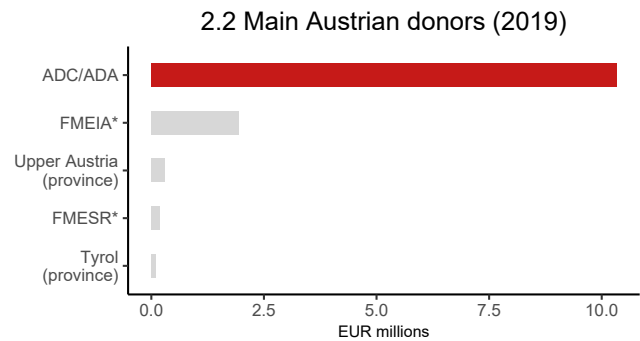
<sup>1</sup> Calculation base: net disbursements (current prices); data extracted in October 2020 (as not all relevant data is available on stats.oecd.org yet, figures 1.1–1.3 relate to the year 2018); for further information please contact [statistik@ada.gv.at](mailto:statistik@ada.gv.at).

# ODA profile 2019<sup>2</sup> UGANDA [UG]

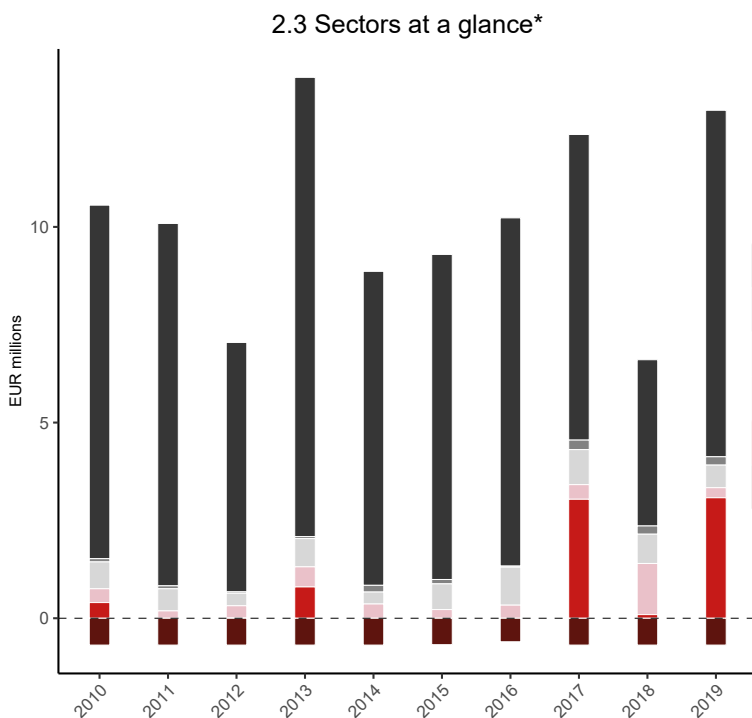
## Austria's ODA to Uganda in detail



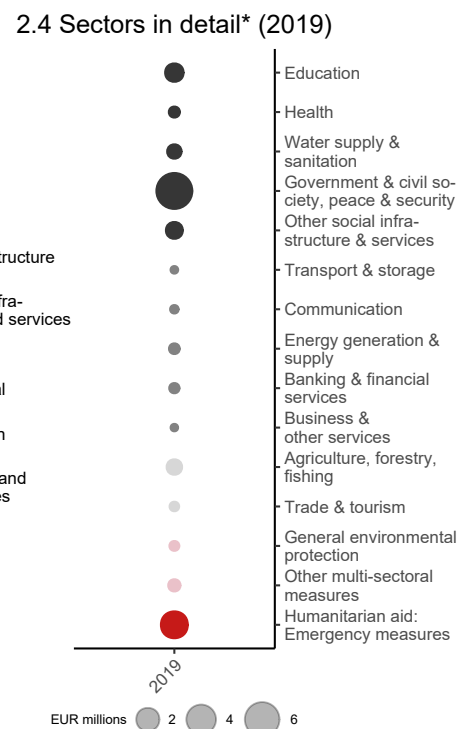
\*ADC = Austrian Development Cooperation, ADA = Austrian Development Agency; in the case of (loan) repayments, ODA of all Austrian donors may fall below ODA of ADC/ADA; Data source: ADA Statistics



\*FMEIA = Federal Ministry for European and International Affairs (incl. Foreign Disaster Fund), FMESR = Federal Ministry of Education, Science and Research; Data source: ADA Statistics

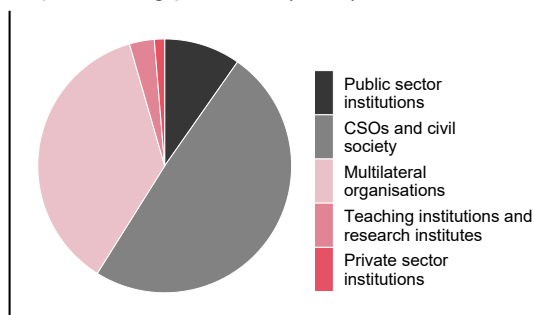


\*Loan repayments and repayments on grants are recorded as negative net disbursements. If the respective category shows no disbursements or disbursement of lower amounts, this may yield negative total values; Data source: ADA Statistics



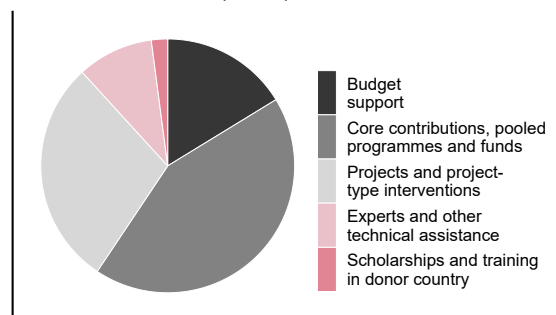
\*Excluding sub-categories with negative total values; colour legend refers to main categories (see figure 2.3); Data source: ADA Statistics

### 2.5 Implementing partners\* (2019)



\*Excluding categories with negative total values; Data source: ADA Statistics

### 2.6 Modalities\* (2019)



\*Excluding categories with negative total values; Data source: ADA Statistics

<sup>2</sup>Calculation base: net disbursements (current prices); data extracted in October 2020; figures 2.3 – 2.6 depict a disaggregation of ODA of all Austrian donors to Uganda (see figure 2.1: all donors); for further information please contact [statistik@ada.gv.at](mailto:statistik@ada.gv.at).