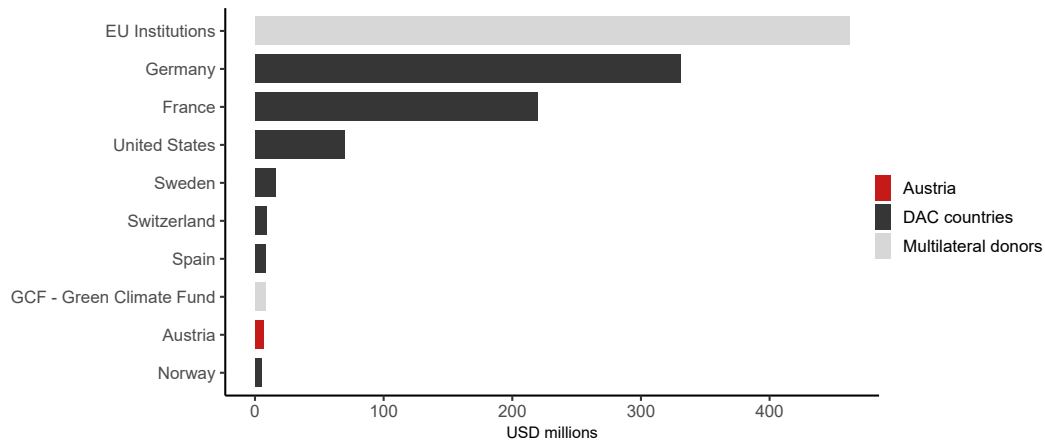


ODA profile 2021¹ GEORGIA [GE]

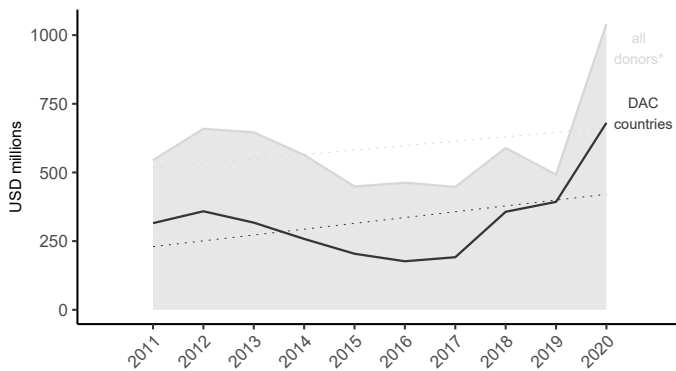
ODA to Georgia in an international context

1.1 Main donors* internationally (2020)



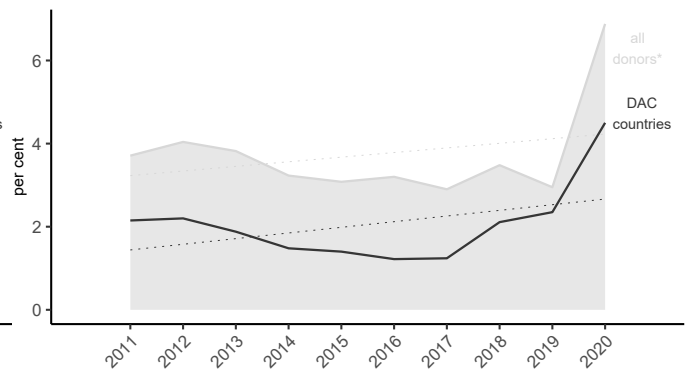
*Include DAC countries, non-DAC countries and multilateral donors at a disaggregated level (sub-organisations are listed separately); Data source: stats.oecd.org [DAC2a]

1.2 International ODA to Georgia



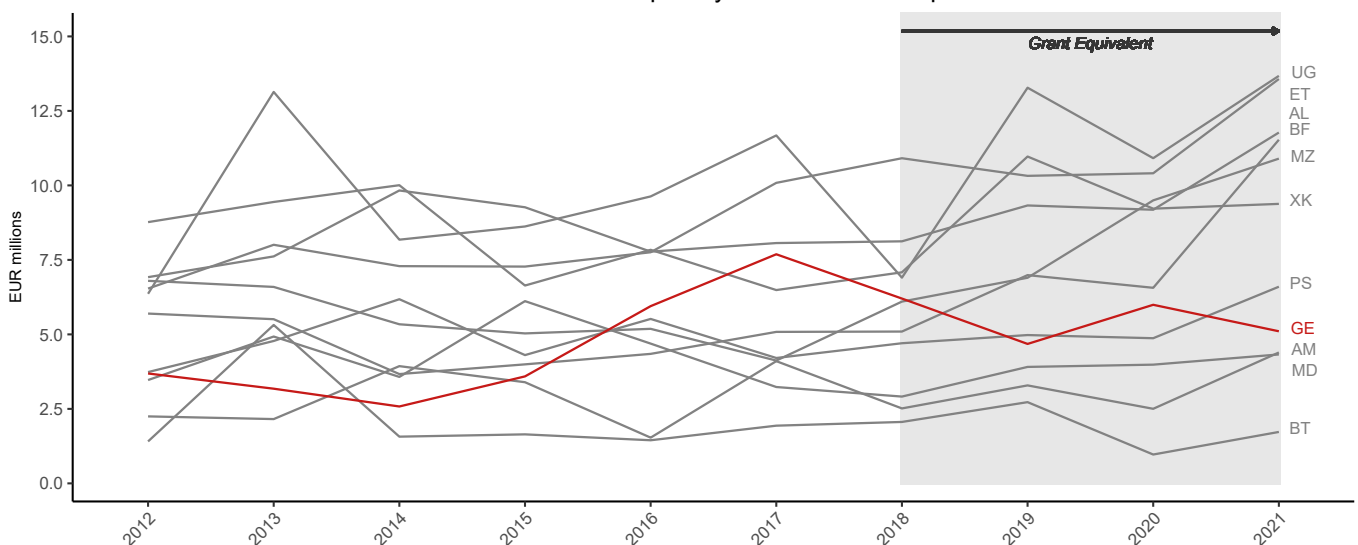
*Include DAC countries, non-DAC countries and multilateral donors; Data source: stats.oecd.org [DAC2a]

1.3 International ODA in % of Georgia's GNI



*Include DAC countries, non-DAC countries and multilateral donors; Data source: stats.oecd.org [DAC2a]

1.4 Austria's ODA to priority countries* in comparison



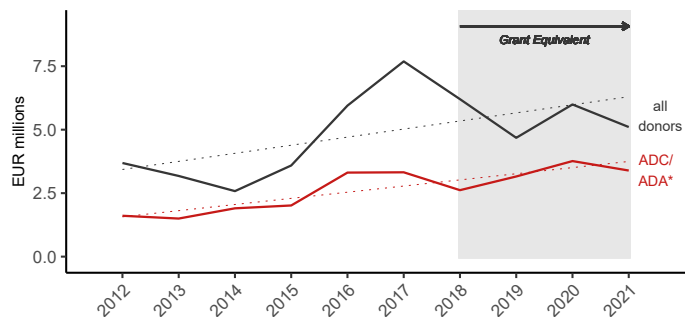
*Current priority countries according to the Three-Year Programme on Austrian Development Policy 2019-2021; Data source: ADA Statistics

¹ Calculation base: net disbursements until 2017, grant equivalent from 2018 (except private sector instruments; figures 1.1–1.3 continue to be based on net disbursements only; current prices); data extracted in November 2021 (as not all relevant data is available on stats.oecd.org yet, figures 1.1–1.3 relate to the year 2020); for further information please contact statistik@ada.gv.at.

ODA profile 2021² GEORGIA [GE]

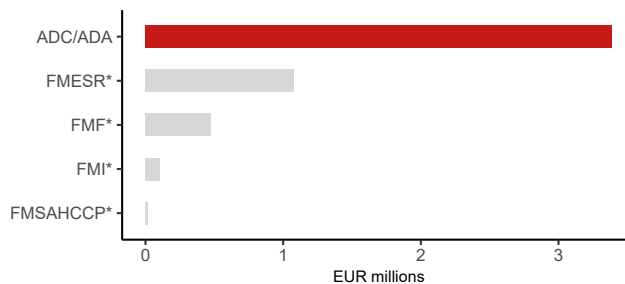
Austria's ODA to Georgia in detail

2.1 Austria's ODA to Georgia



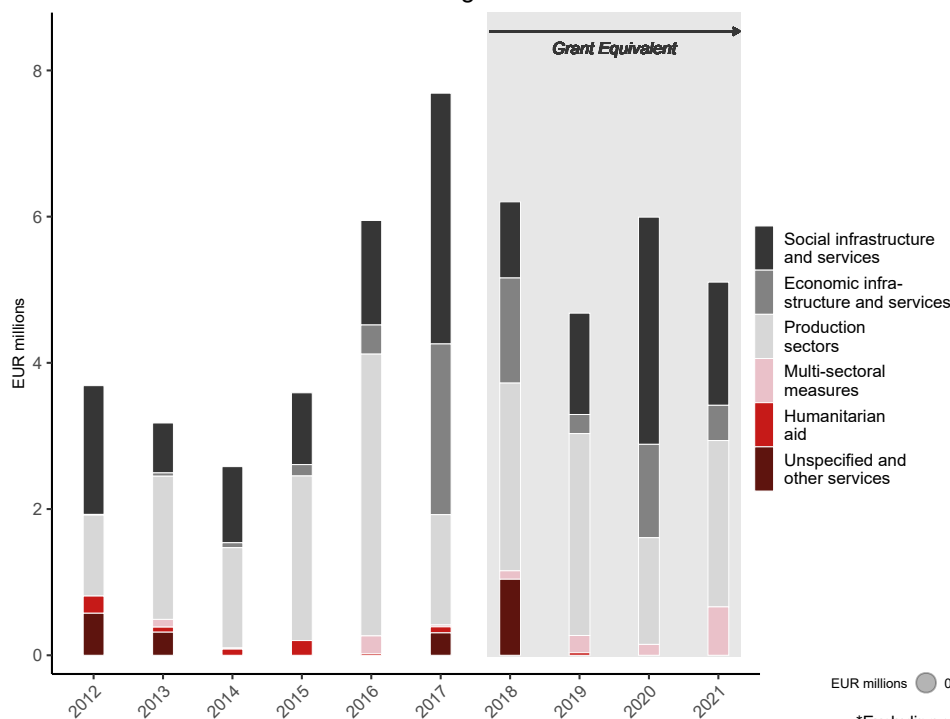
*ADC = Austrian Development Cooperation, ADA = Austrian Development Agency; Data source: ADA Statistics

2.2 Main Austrian donors (2021)



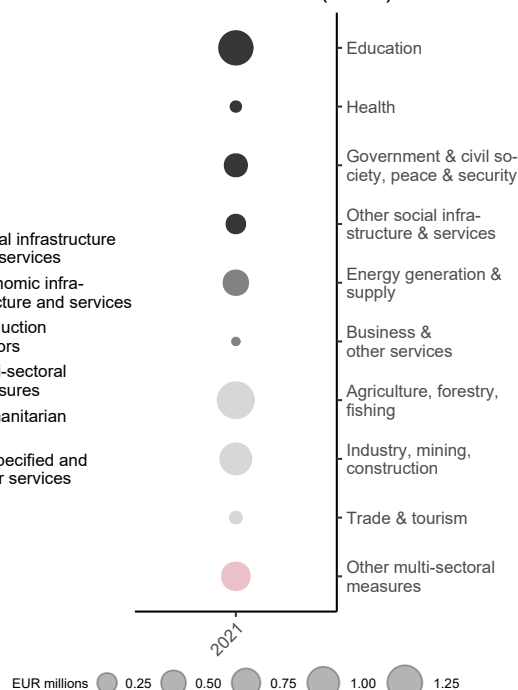
*FMESR = Federal Ministry of Education, Science and Research, FMF = Federal Ministry of Finance (incl. OeEB), FMI = Federal Ministry of the Interior, FMSAHCCP = Federal Ministry of Social Affairs, Health, Care and Consumer Protection; Data source: ADA Statistics

2.3 Sectors at a glance



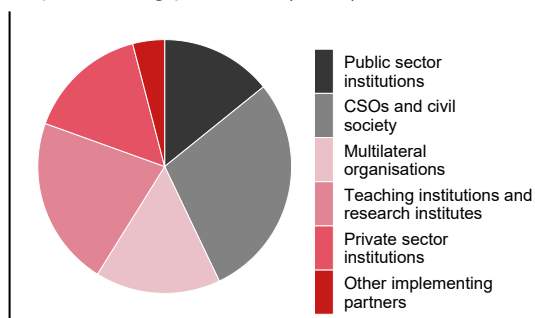
Data source: ADA Statistics

2.4 Sectors in detail* (2021)



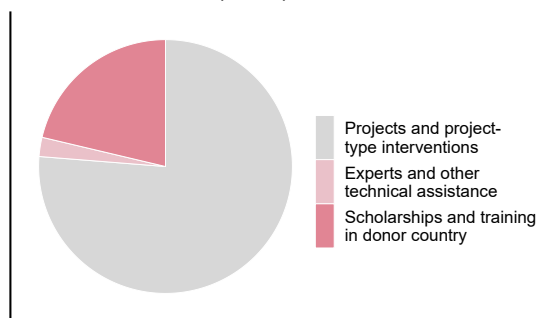
*Excluding sub-categories with negative total values; colour legend refers to main categories (see figure 2.3); Data source: ADA Statistics

2.5 Implementing partners* (2021)



*Excluding categories with negative total values; Data source: ADA Statistics

2.6 Modalities* (2021)



*Excluding categories with negative total values; Data source: ADA Statistics

²Calculation base: net disbursements until 2017, grant equivalent from 2018 (except private sector instruments; current prices); data extracted in November 2021; figures 2.3 – 2.6 depict a disaggregation of ODA of all Austrian donors to Georgia (see figure 2.1: all donors); for further information please contact statistik@ada.gv.at.