



ODA profiles 2022

Priority countries of the Austrian Development Cooperation

 Austrian
Development
Cooperation

Table of Contents

[AM] Armenia

ODA to Armenia in an international context	2
Austria's ODA to Armenia in detail	3

[BF] Burkina Faso

ODA to Burkina Faso in an international context	4
Austria's ODA to Burkina Faso in detail	5

[BT] Bhutan

ODA to Bhutan in an international context	6
Austria's ODA to Bhutan in detail	7

[ET] Ethiopia

ODA to Ethiopia in an international context	8
Austria's ODA to Ethiopia in detail	9

[GE] Georgia

ODA to Georgia in an international context	10
Austria's ODA to Georgia in detail	11

[MD] Moldova

ODA to Moldova in an international context	12
Austria's ODA to Moldova in detail	13

[MZ] Mozambique

ODA to Mozambique in an international context	14
Austria's ODA to Mozambique in detail	15

[PS] Palestine

ODA to Palestine in an international context	16
Austria's ODA to Palestine in detail	17

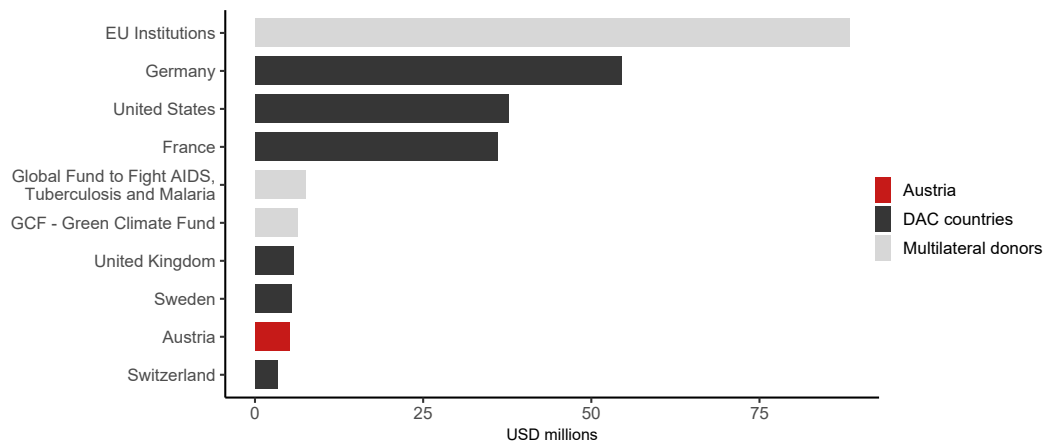
[UG] Uganda

ODA to Uganda in an international context	18
Austria's ODA to Uganda in detail	19

ODA profile 2022¹ ARMENIA [AM]

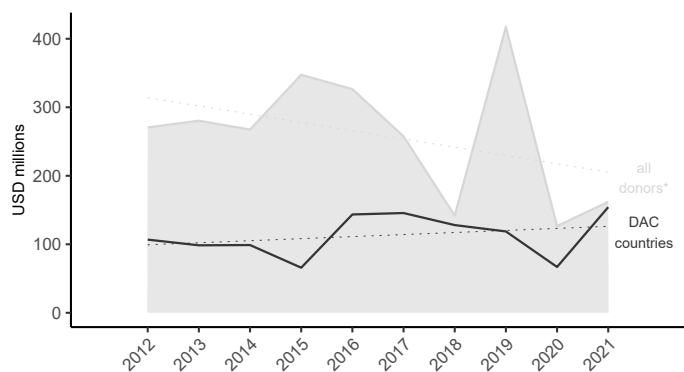
ODA to Armenia in an international context

1.1 Main donors* internationally (2021)



*Include DAC countries, non-DAC countries and multilateral donors at a disaggregated level (sub-organisations are listed separately); Data source: stats.oecd.org [DAC2a]

1.2 International ODA to Armenia



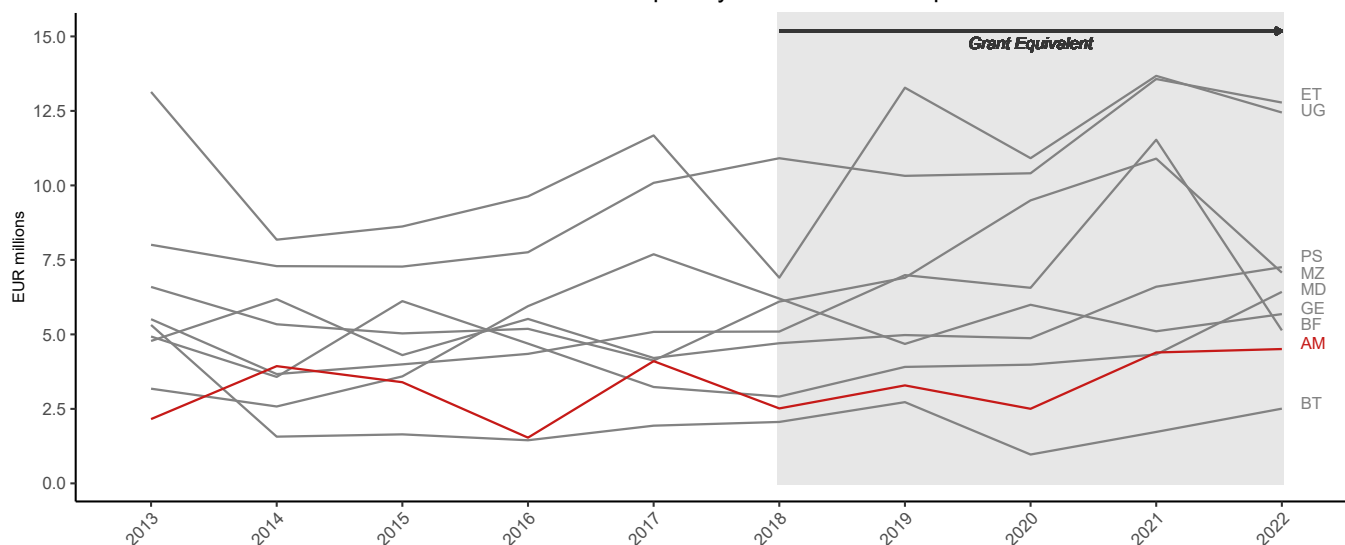
*Include DAC countries, non-DAC countries and multilateral donors; Data source: stats.oecd.org [DAC2a]

1.3 International ODA in % of Armenia's GNI



*Include DAC countries, non-DAC countries and multilateral donors; Data source: stats.oecd.org [DAC2a]

1.4 Austria's ODA to priority countries* in comparison



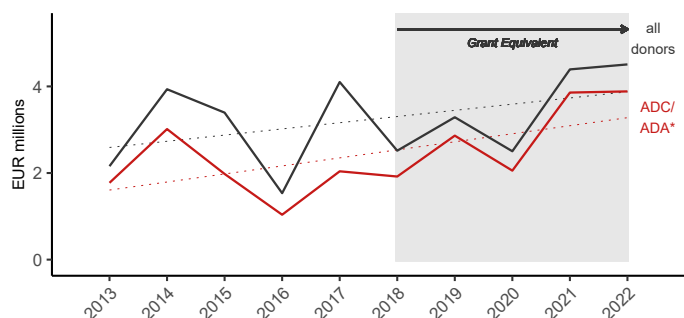
*Current priority countries according to the Three-Year Programme on Austrian Development Policy 2019-2021; Data source: ADA Statistics

¹ Calculation base: net disbursements until 2017, grant equivalent from 2018 (except private sector instruments; figures 1.1–1.3 continue to be based on net disbursements only; current prices); data extracted in November 2022 (as not all relevant data is available on stats.oecd.org yet, figures 1.1–1.3 relate to the year 2021); for further information please contact statistik@ada.gv.at.

ODA profile 2022² ARMENIA [AM]

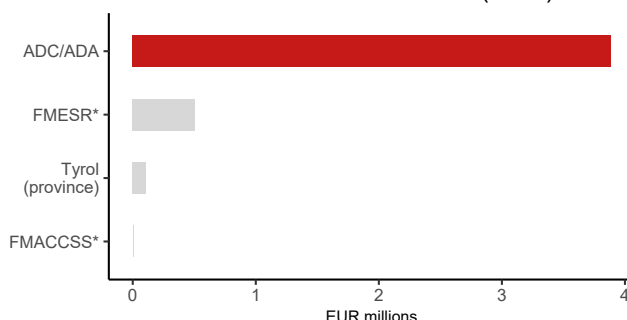
Austria's ODA to Armenia in detail

2.1 Austria's ODA to Armenia



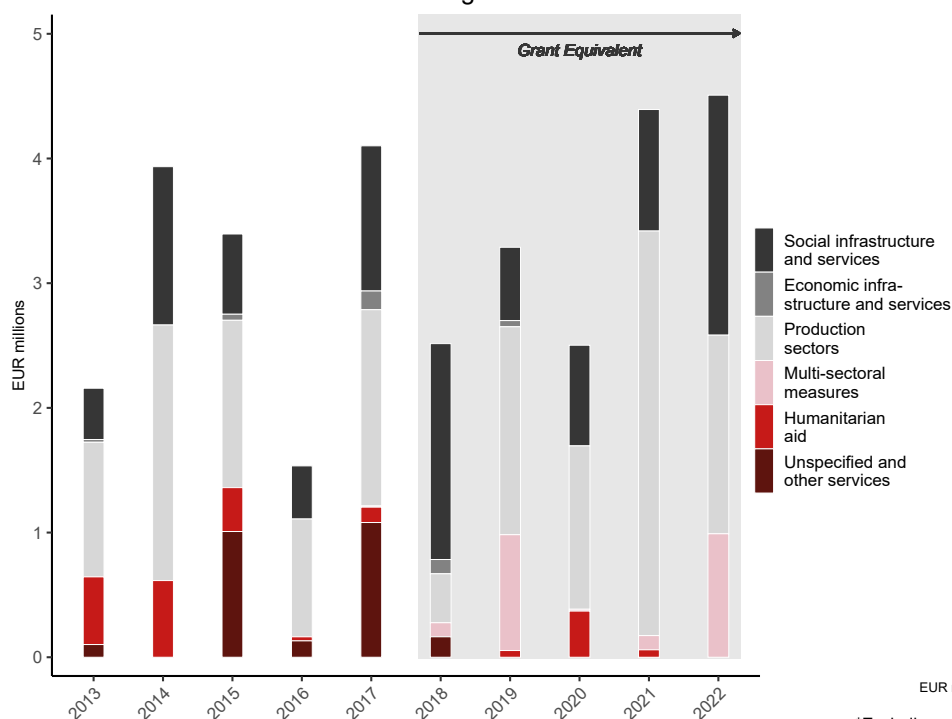
*ADC = Austrian Development Cooperation, ADA = Austrian Development Agency; Data source: ADA Statistics

2.2 Main Austrian donors (2022)




*FMESR = Federal Ministry of Education, Science and Research, FMACCSS = Federal Ministry for Arts, Culture, the Civil Service and Sport; Data source: ADA Statistics

2.3 Sectors at a glance



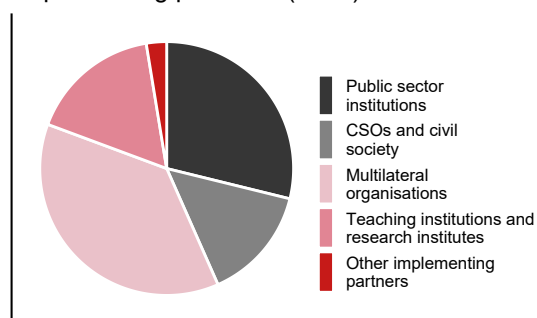
Data source: ADA Statistics

2.4 Sectors in detail* (2022)



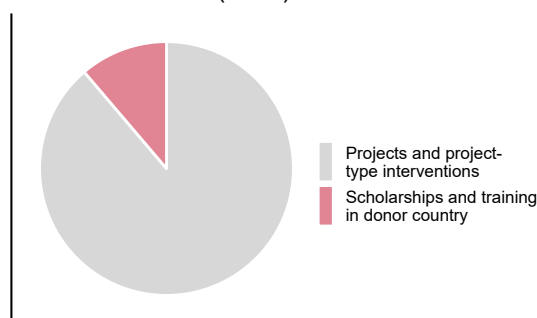
*Excluding sub-categories with negative total values; colour legend refers to main categories (see figure 2.3); Data source: ADA Statistics

2.5 Implementing partners* (2022)



*Excluding categories with negative total values; Data source: ADA Statistics

2.6 Modalities* (2022)



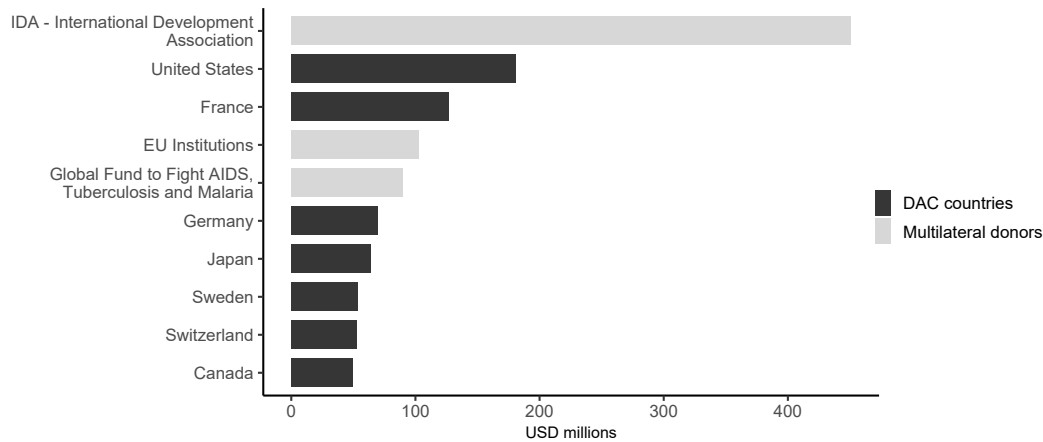
*Excluding categories with negative total values; Data source: ADA Statistics

²Calculation base: net disbursements until 2017, grant equivalent from 2018 (except private sector instruments; current prices); data extracted in November 2022; figures 2.3 – 2.6 depict a disaggregation of ODA of all Austrian donors to Armenia (see figure 2.1: all donors); for further information please contact statistik@ada.gv.at.

ODA profile 2022³ BURKINA FASO [BF]

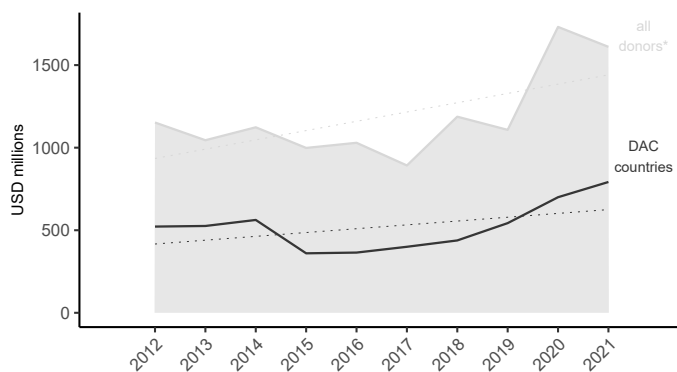
ODA to Burkina Faso in an international context

1.1 Main donors* internationally (2021)



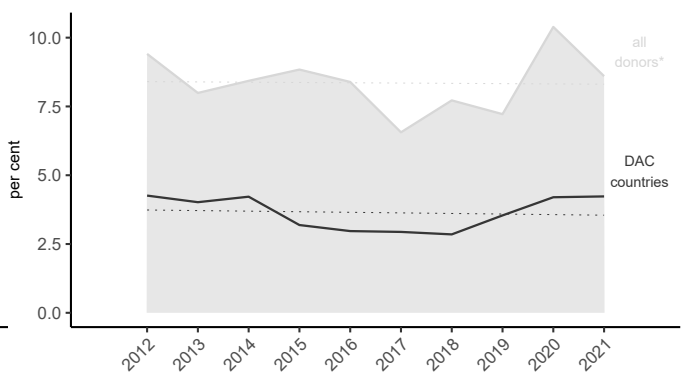
*Include DAC countries, non-DAC countries and multilateral donors at a disaggregated level (sub-organisations are listed separately); Austria in 22. place; Data source: stats.oecd.org [DAC2a]

1.2 International ODA to Burkina Faso



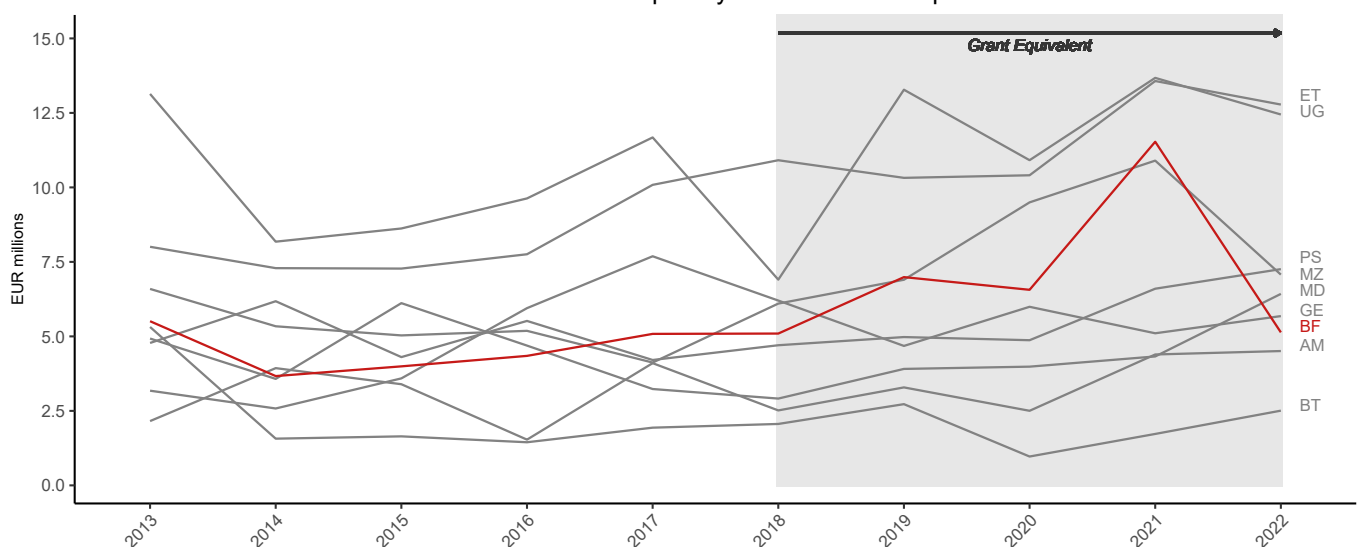
*Include DAC countries, non-DAC countries and multilateral donors; Data source: stats.oecd.org [DAC2a]

1.3 International ODA in % of Burkina Faso's GNI



*Include DAC countries, non-DAC countries and multilateral donors; Data source: stats.oecd.org [DAC2a]

1.4 Austria's ODA to priority countries* in comparison



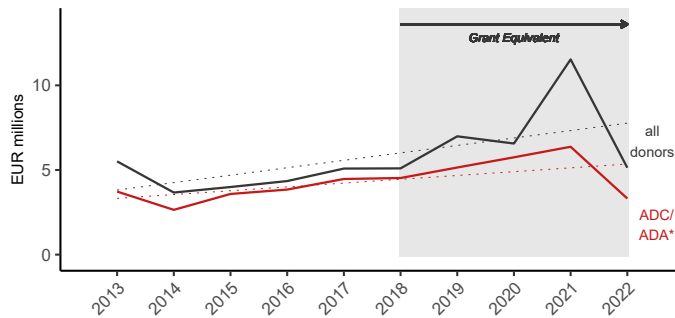
*Current priority countries according to the Three-Year Programme on Austrian Development Policy 2019-2021; Data source: ADA Statistics

³Calculation base: net disbursements until 2017, grant equivalent from 2018 (except private sector instruments; figures 1.1–1.3 continue to be based on net disbursements only; current prices); data extracted in November 2022 (as not all relevant data is available on stats.oecd.org yet, figures 1.1–1.3 relate to the year 2021); for further information please contact statistik@ada.gv.at.

ODA profile 2022⁴ BURKINA FASO [BF]

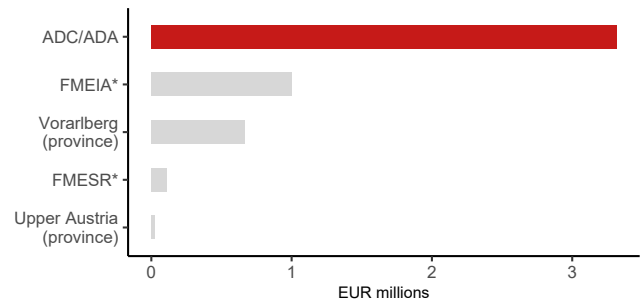
Austria's ODA to Burkina Faso in detail

2.1 Austria's ODA to Burkina Faso



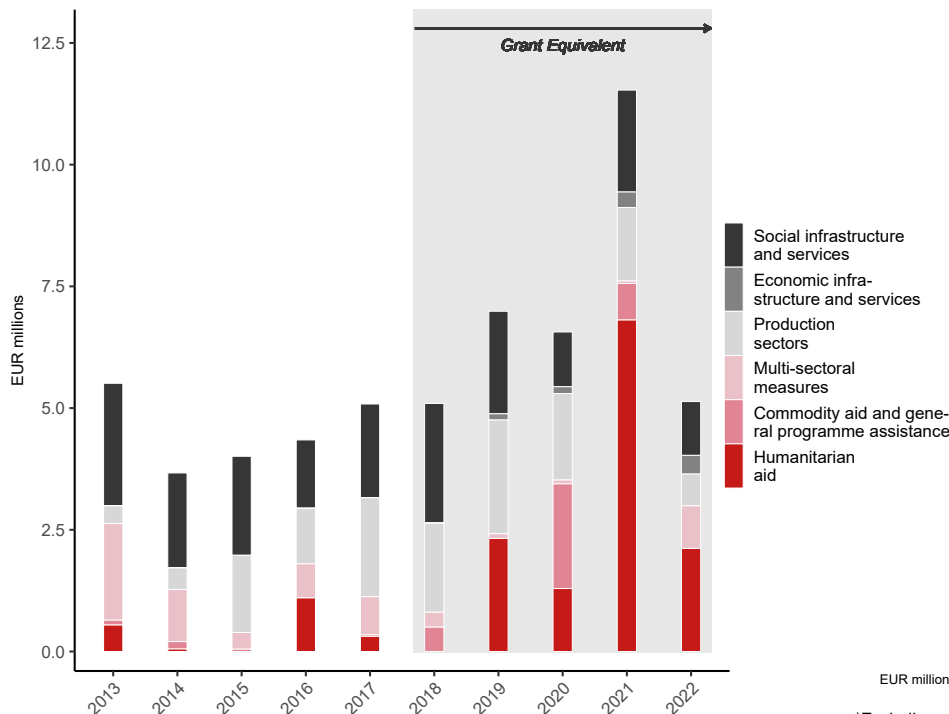
*ADC = Austrian Development Cooperation, ADA = Austrian Development Agency; Data source: ADA Statistics

2.2 Main Austrian donors (2022)



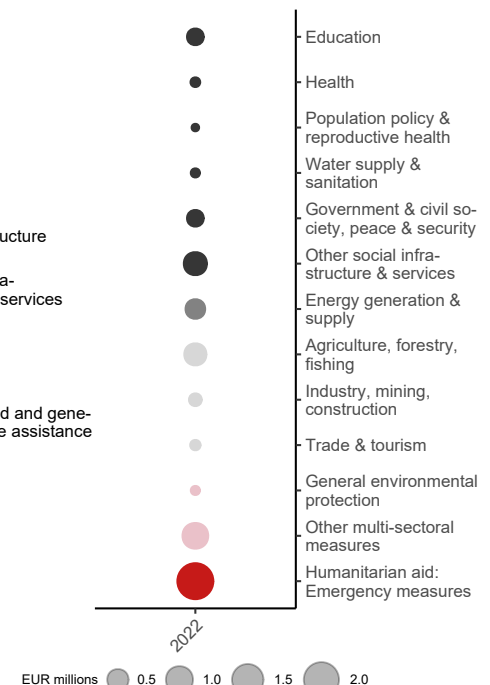
*FMEIA = Federal Ministry for European and International Affairs (incl. Foreign Disaster Fund), FMESR = Federal Ministry of Education, Science and Research; Data source: ADA Statistics

2.3 Sectors at a glance



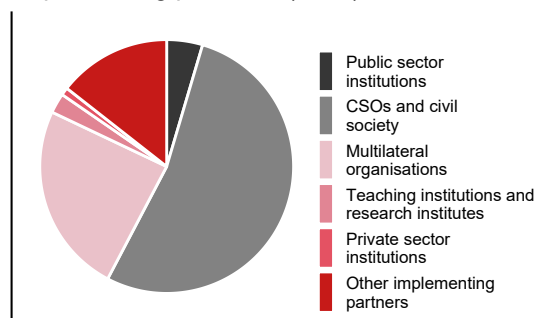
Data source: ADA Statistics

2.4 Sectors in detail* (2022)



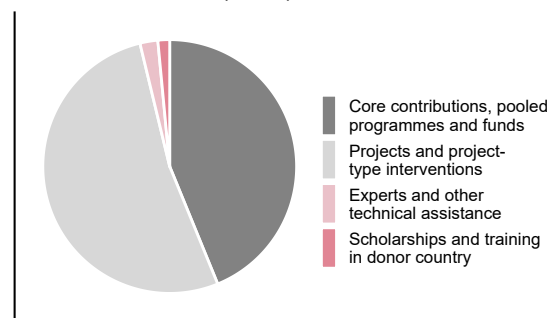
*Excluding sub-categories with negative total values; colour legend refers to main categories (see figure 2.3); Data source: ADA Statistics

2.5 Implementing partners* (2022)



*Excluding categories with negative total values; Data source: ADA Statistics

2.6 Modalities* (2022)



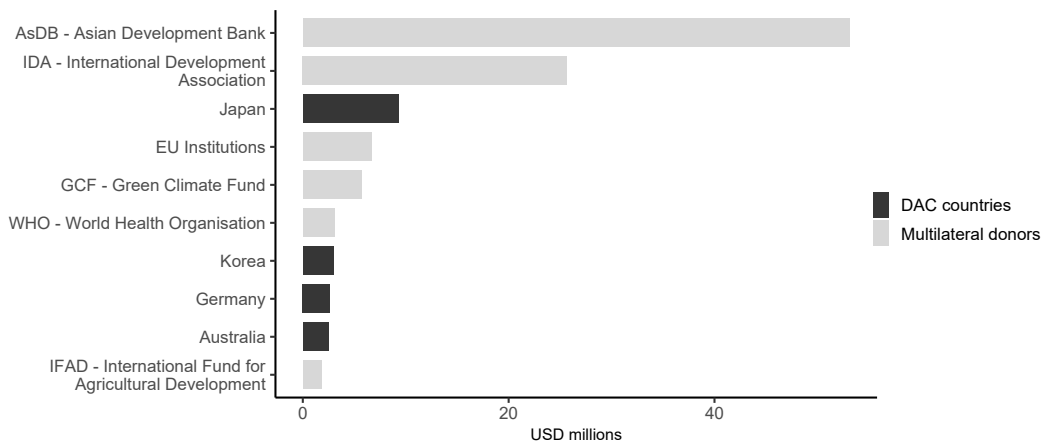
*Excluding categories with negative total values; Data source: ADA Statistics

⁴Calculation base: net disbursements until 2017, grant equivalent from 2018 (except private sector instruments; current prices); data extracted in November 2022; figures 2.3 – 2.6 depict a disaggregation of ODA of all Austrian donors to Burkina Faso (see figure 2.1: all donors); for further information please contact statistik@ada.gv.at.

ODA profile 2022⁵ BHUTAN [BT]

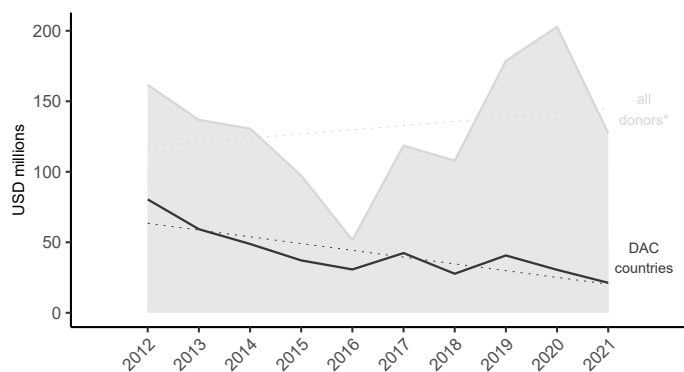
ODA to Bhutan in an international context

1.1 Main donors* internationally (2021)



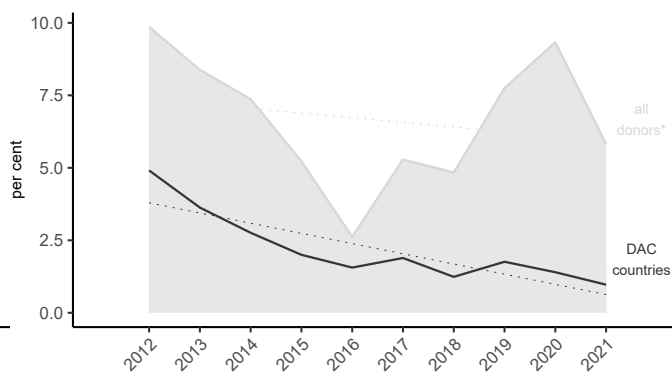
*Include DAC countries, non-DAC countries and multilateral donors at a disaggregated level (sub-organisations are listed separately); Austria in 20. place; Data source: stats.oecd.org [DAC2a]

1.2 International ODA to Bhutan



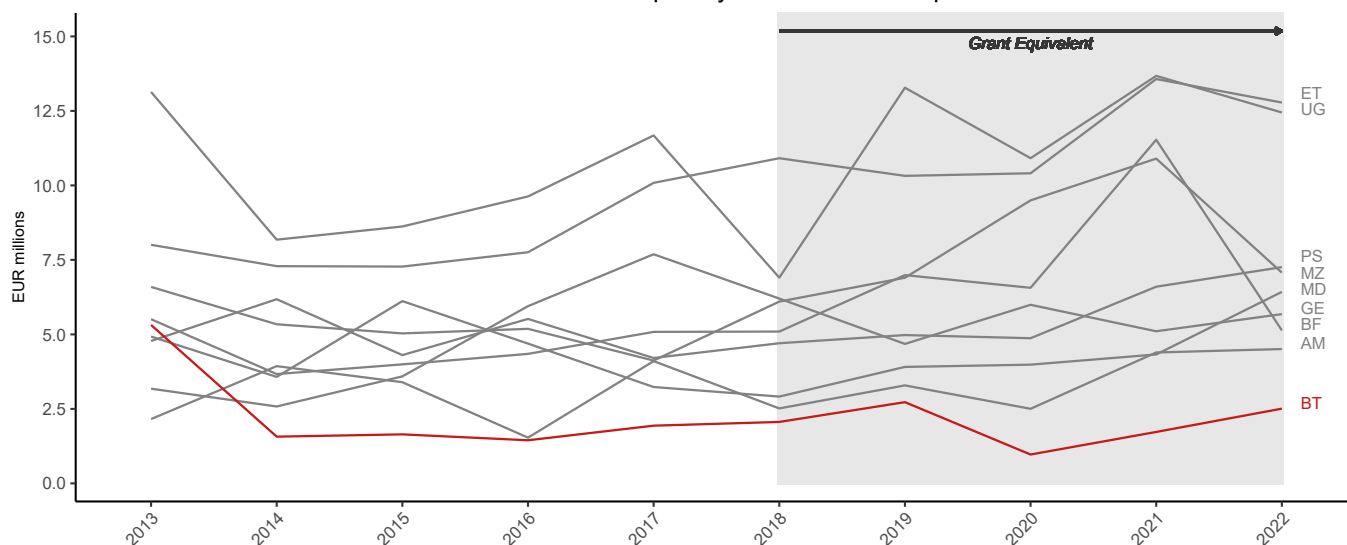
*Include DAC countries, non-DAC countries and multilateral donors; Data source: stats.oecd.org [DAC2a]

1.3 International ODA in % of Bhutan's GNI



*Include DAC countries, non-DAC countries and multilateral donors; Data source: stats.oecd.org [DAC2a]

1.4 Austria's ODA to priority countries* in comparison



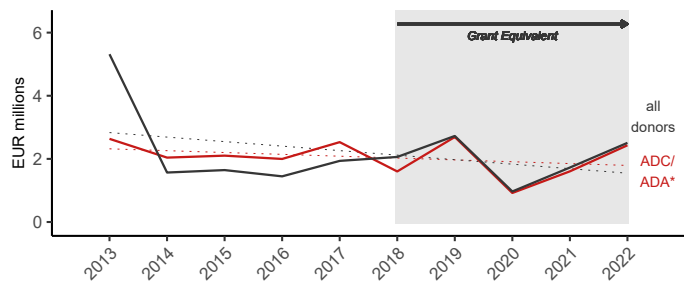
*Current priority countries according to the Three-Year Programme on Austrian Development Policy 2019-2021; Data source: ADA Statistics

⁵Calculation base: net disbursements until 2017, grant equivalent from 2018 (except private sector instruments; figures 1.1–1.3 continue to be based on net disbursements only; current prices); data extracted in November 2022 (as not all relevant data is available on stats.oecd.org yet, figures 1.1–1.3 relate to the year 2021); for further information please contact statistik@ada.gv.at.

ODA profile 2022⁶ BHUTAN [BT]

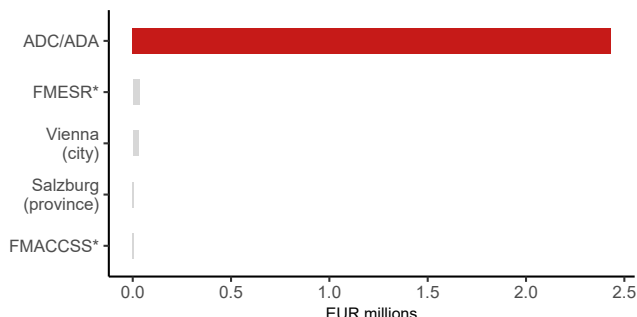
Austria's ODA to Bhutan in detail

2.1 Austria's ODA to Bhutan



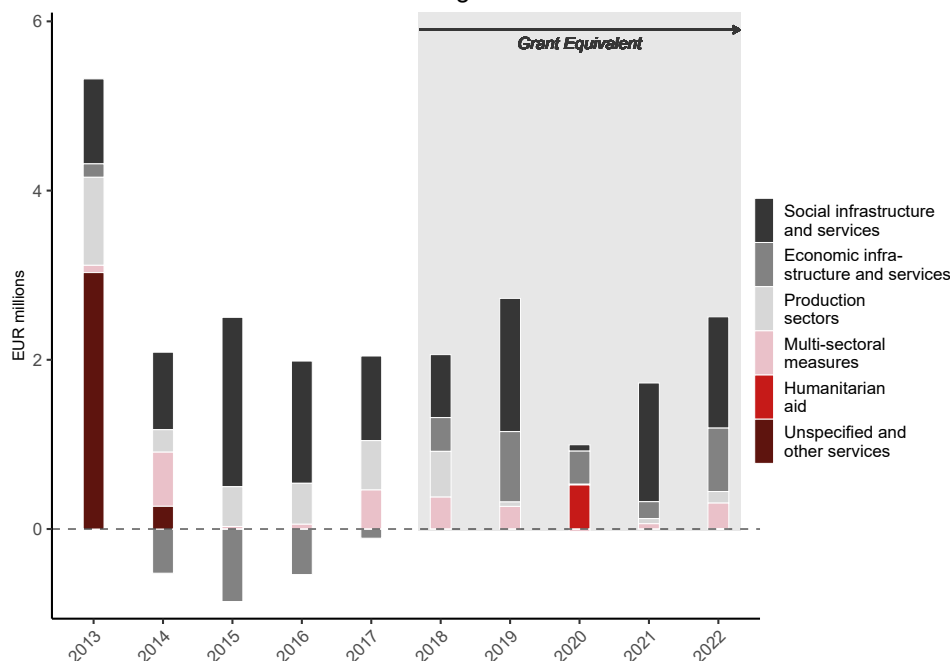
*ADC = Austrian Development Cooperation, ADA = Austrian Development Agency; in the case of (loan) repayments, ODA of all Austrian donors may fall below ODA of ADC/ADA (this particularly applies to net disbursements); Data source: ADA Statistics

2.2 Main Austrian donors (2022)




*FMESR = Federal Ministry of Education, Science and Research, FMACCSS = Federal Ministry for Arts, Culture, the Civil Service and Sport; Data source: ADA Statistics

2.3 Sectors at a glance*



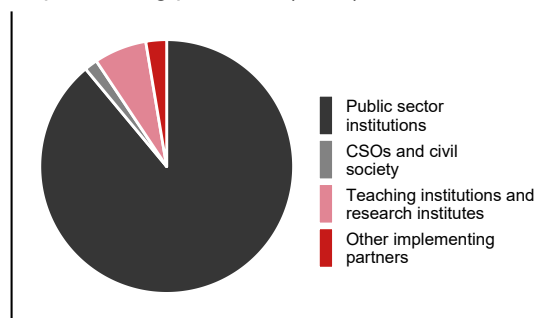
*Loan repayments and repayments on grants are recorded as negative net disbursements. If the respective category shows no disbursements or disbursement of lower amounts, this may yield negative total values (this particularly applies to net disbursements); Data source: ADA Statistics

2.4 Sectors in detail* (2022)



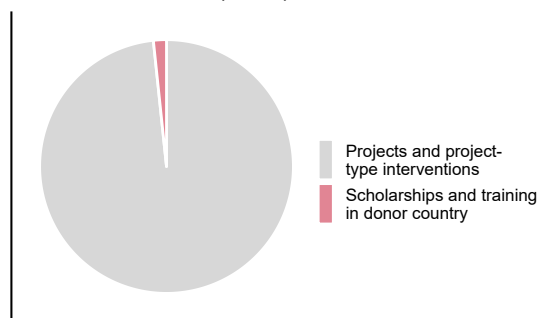
*Excluding sub-categories with negative total values; colour legend refers to main categories (see figure 2.3); Data source: ADA Statistics

2.5 Implementing partners* (2022)



*Excluding categories with negative total values; Data source: ADA Statistics

2.6 Modalities* (2022)



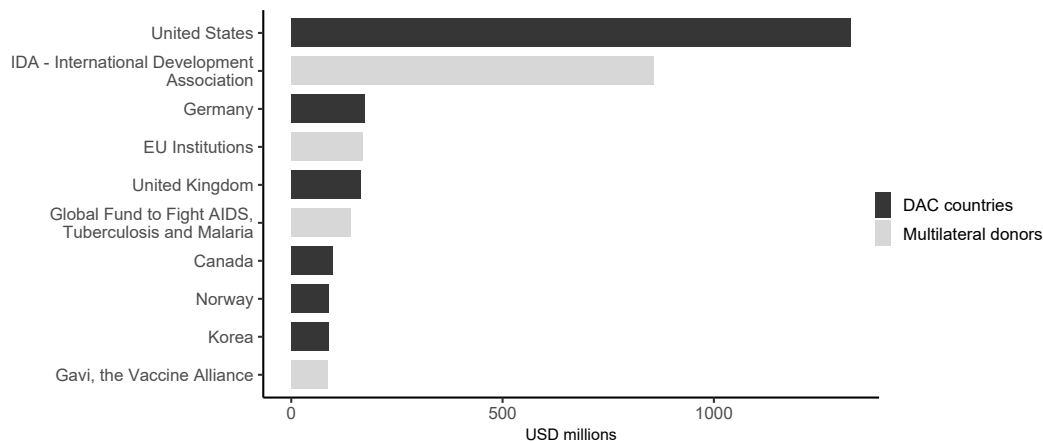
*Excluding categories with negative total values; Data source: ADA Statistics

⁶Calculation base: net disbursements until 2017, grant equivalent from 2018 (except private sector instruments; current prices); data extracted in November 2022; figures 2.3 – 2.6 depict a disaggregation of ODA of all Austrian donors to Bhutan (see figure 2.1: all donors); for further information please contact statistik@ada.gv.at.

ODA profile 2022⁷ ETHIOPIA [ET]

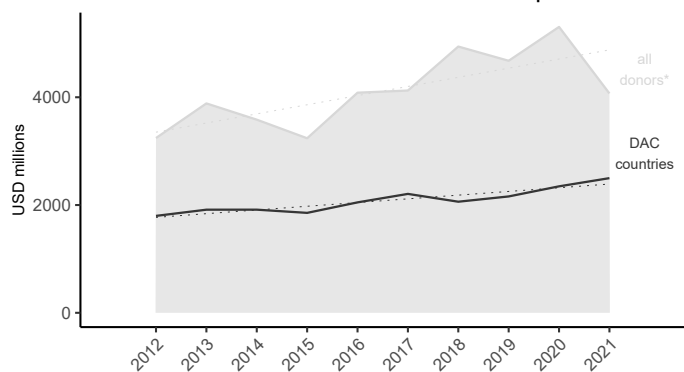
ODA to Ethiopia in an international context

1.1 Main donors* internationally (2021)



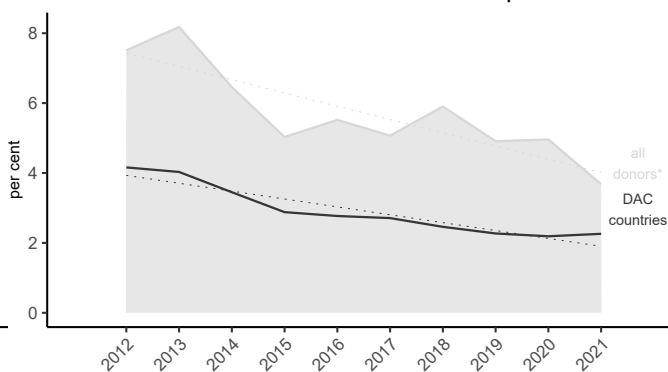
*Include DAC countries, non-DAC countries and multilateral donors at a disaggregated level (sub-organisations are listed separately); Austria in 28. place; Data source: stats.oecd.org [DAC2a]

1.2 International ODA to Ethiopia



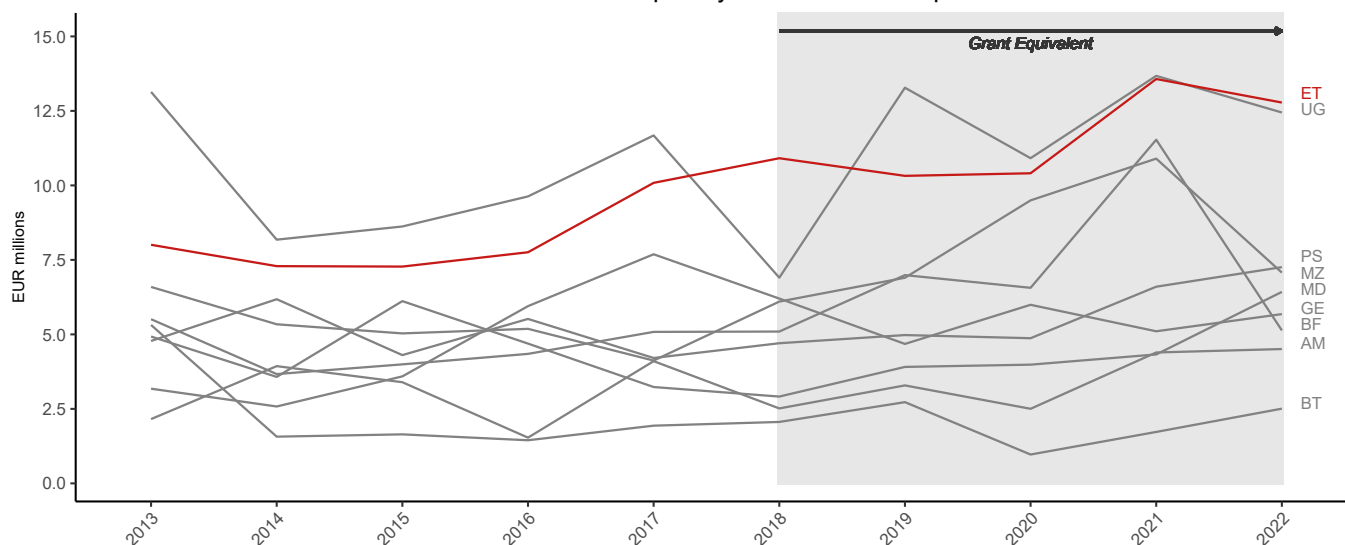
*Include DAC countries, non-DAC countries and multilateral donors; Data source: stats.oecd.org [DAC2a]

1.3 International ODA in % of Ethiopia's GNI



*Include DAC countries, non-DAC countries and multilateral donors; Data source: stats.oecd.org [DAC2a]

1.4 Austria's ODA to priority countries* in comparison



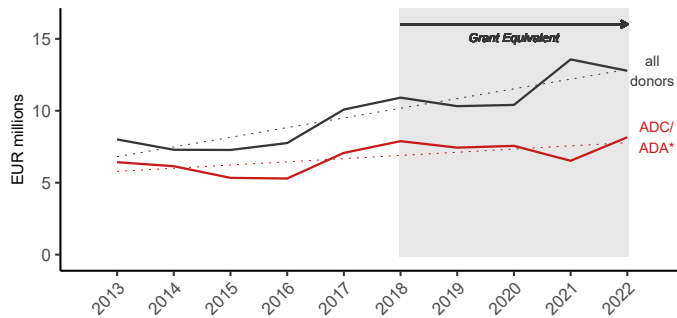
*Current priority countries according to the Three-Year Programme on Austrian Development Policy 2019-2021; Data source: ADA Statistics

⁷ Calculation base: net disbursements until 2017, grant equivalent from 2018 (except private sector instruments; figures 1.1–1.3 continue to be based on net disbursements only; current prices); data extracted in November 2022 (as not all relevant data is available on stats.oecd.org yet, figures 1.1–1.3 relate to the year 2021); for further information please contact statistik@ada.gv.at.

ODA profile 2022⁸ ETHIOPIA [ET]

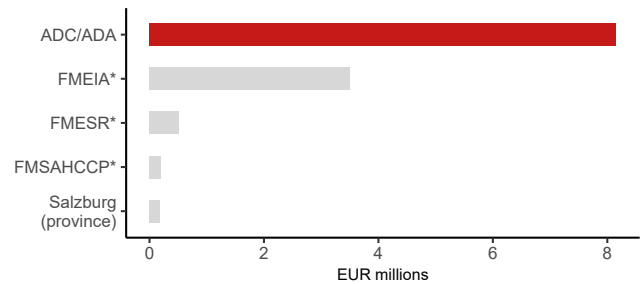
Austria's ODA to Ethiopia in detail

2.1 Austria's ODA to Ethiopia



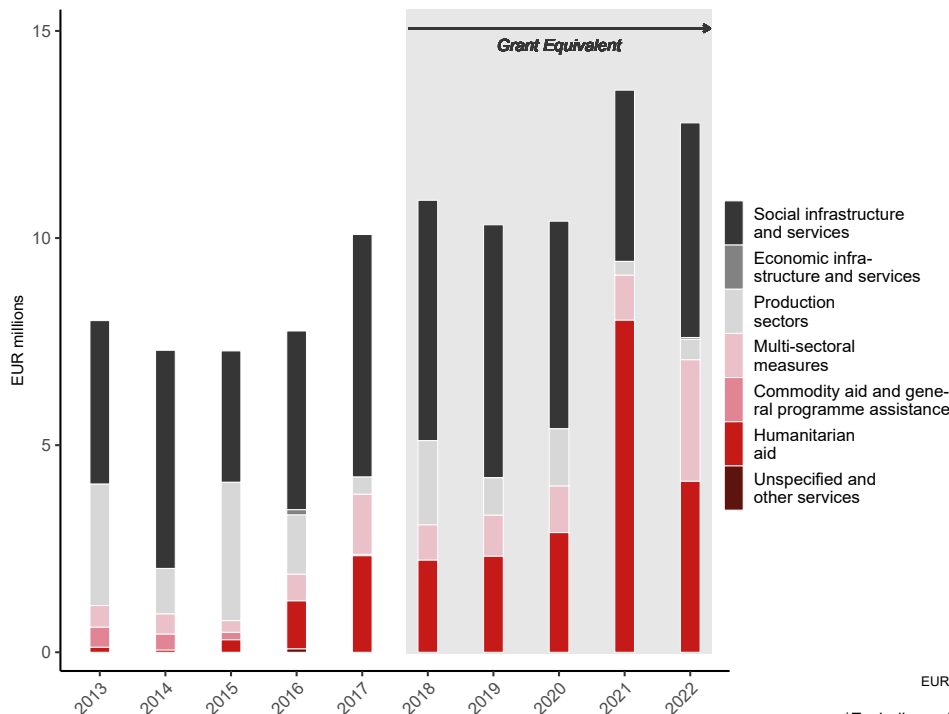
*ADC = Austrian Development Cooperation, ADA = Austrian Development Agency; Data source: ADA Statistics

2.2 Main Austrian donors (2022)



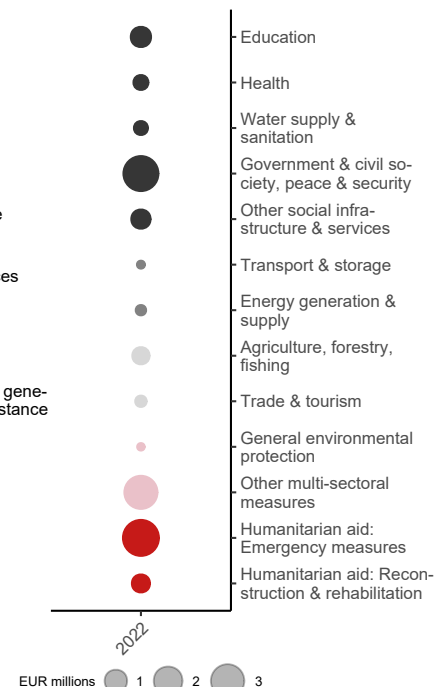
*FMEIA = Federal Ministry for European and International Affairs (incl. Foreign Disaster Fund), FMESR = Federal Ministry of Education, Science and Research, FMSAHCCP = Federal Ministry of Social Affairs, Health, Care and Consumer Protection; Data source: ADA Statistics

2.3 Sectors at a glance



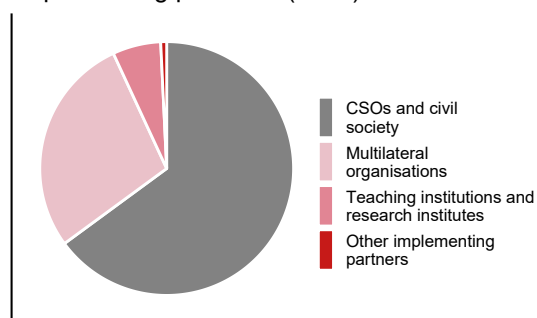
Data source: ADA Statistics

2.4 Sectors in detail* (2022)



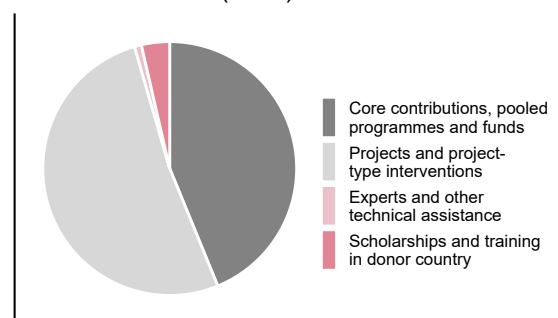
*Excluding sub-categories with negative total values; colour legend refers to main categories (see figure 2.3); Data source: ADA Statistics

2.5 Implementing partners* (2022)



*Excluding categories with negative total values; Data source: ADA Statistics

2.6 Modalities* (2022)



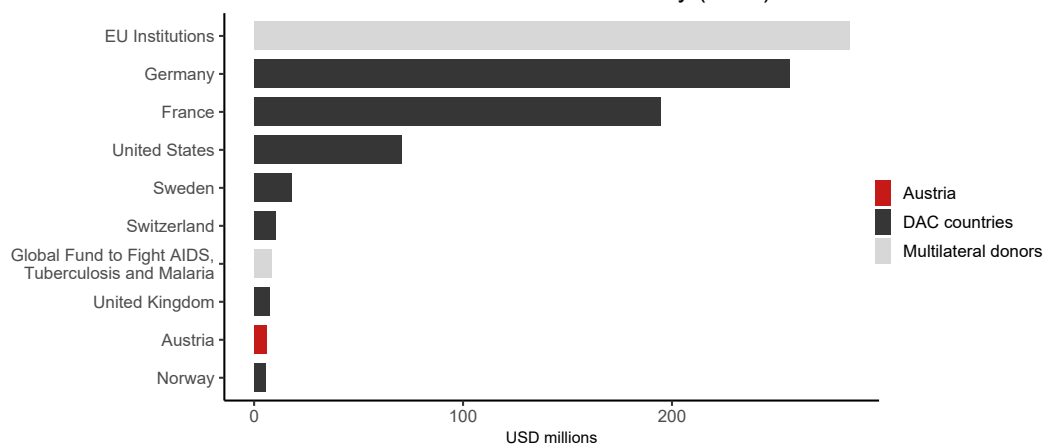
*Excluding categories with negative total values; Data source: ADA Statistics

⁸Calculation base: net disbursements until 2017, grant equivalent from 2018 (except private sector instruments; current prices); data extracted in November 2022; figures 2.3 – 2.6 depict a disaggregation of ODA of all Austrian donors to Ethiopia (see figure 2.1: all donors); for further information please contact statistik@ada.gv.at.

ODA profile 2022⁹ GEORGIA [GE]

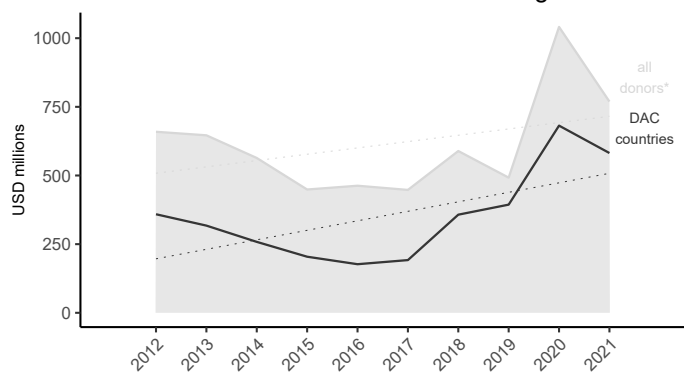
ODA to Georgia in an international context

1.1 Main donors* internationally (2021)



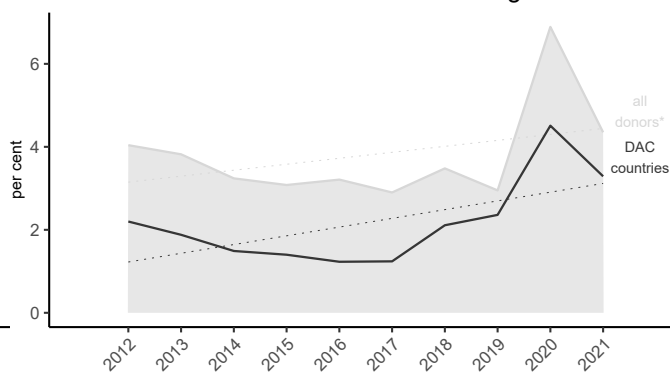
*Include DAC countries, non-DAC countries and multilateral donors at a disaggregated level (sub-organisations are listed separately); Data source: stats.oecd.org [DAC2a]

1.2 International ODA to Georgia



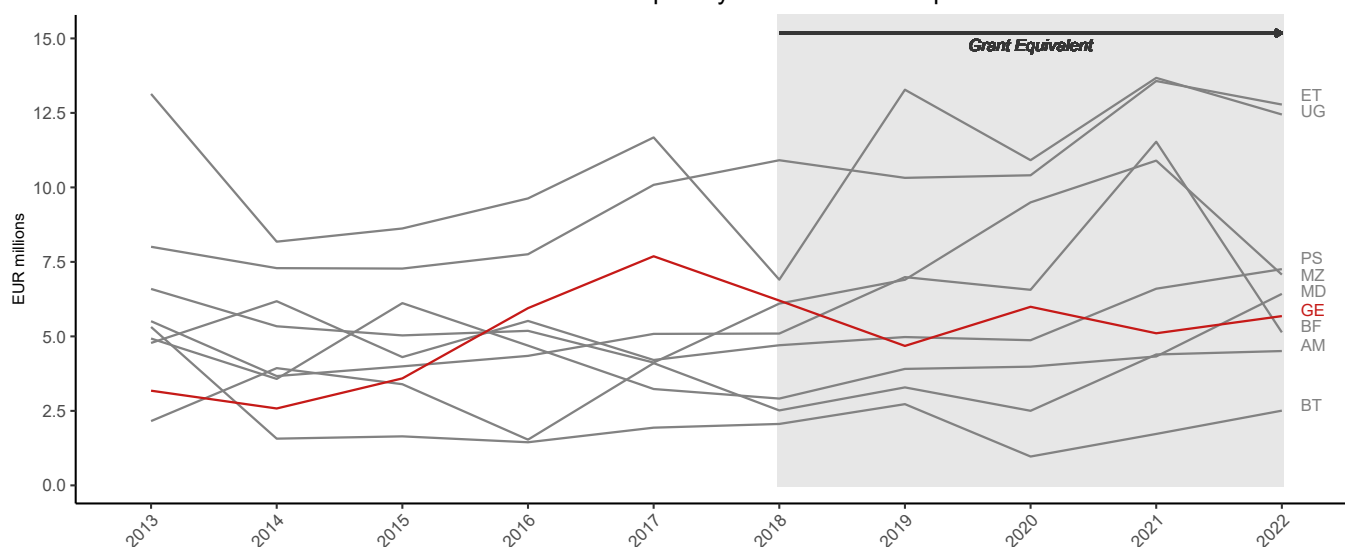
*Include DAC countries, non-DAC countries and multilateral donors; Data source: stats.oecd.org [DAC2a]

1.3 International ODA in % of Georgia's GNI



*Include DAC countries, non-DAC countries and multilateral donors; Data source: stats.oecd.org [DAC2a]

1.4 Austria's ODA to priority countries* in comparison



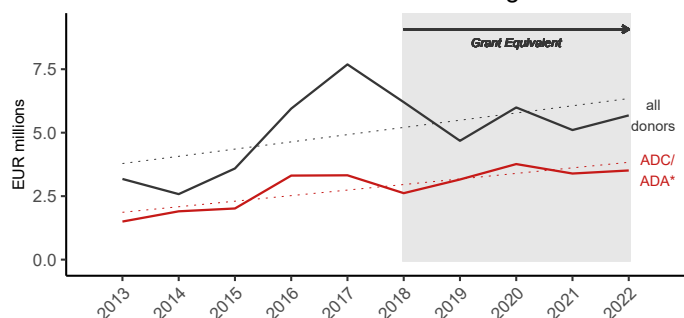
*Current priority countries according to the Three-Year Programme on Austrian Development Policy 2019-2021; Data source: ADA Statistics

⁹Calculation base: net disbursements until 2017, grant equivalent from 2018 (except private sector instruments; figures 1.1–1.3 continue to be based on net disbursements only; current prices); data extracted in November 2022 (as not all relevant data is available on stats.oecd.org yet, figures 1.1–1.3 relate to the year 2021); for further information please contact statistik@ada.gv.at.

ODA profile 2022¹⁰ GEORGIA [GE]

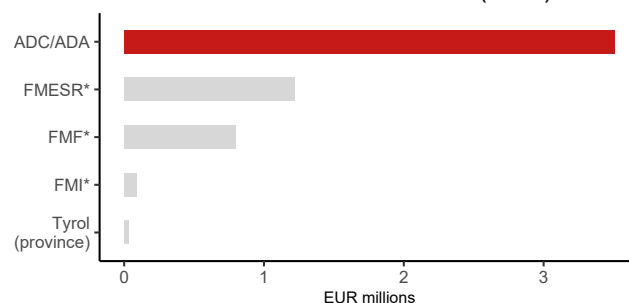
Austria's ODA to Georgia in detail

2.1 Austria's ODA to Georgia



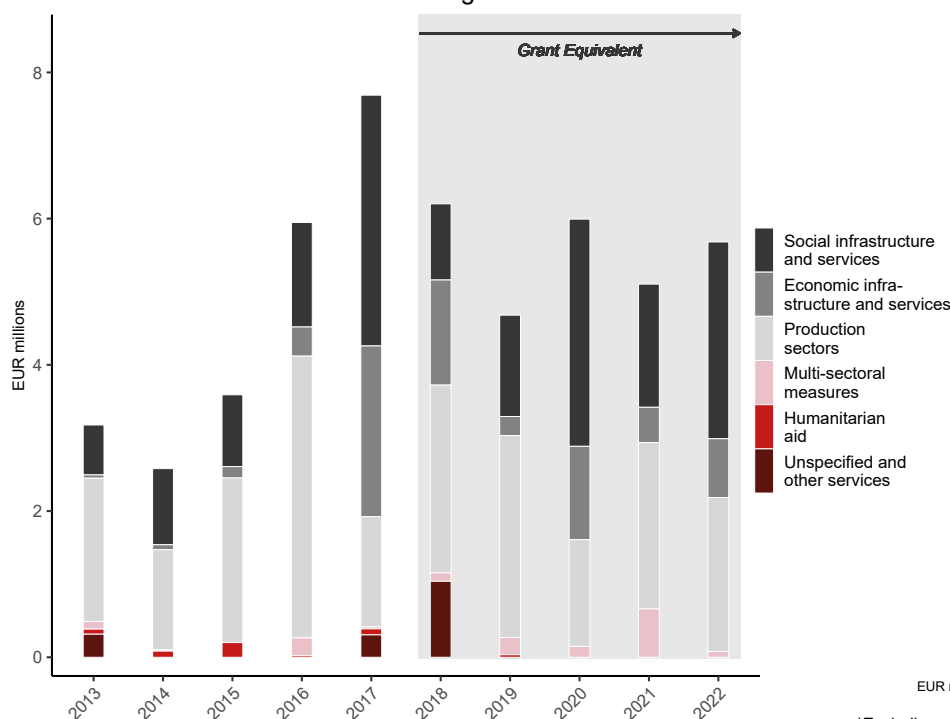
*ADC = Austrian Development Cooperation, ADA = Austrian Development Agency; Data source: ADA Statistics

2.2 Main Austrian donors (2022)



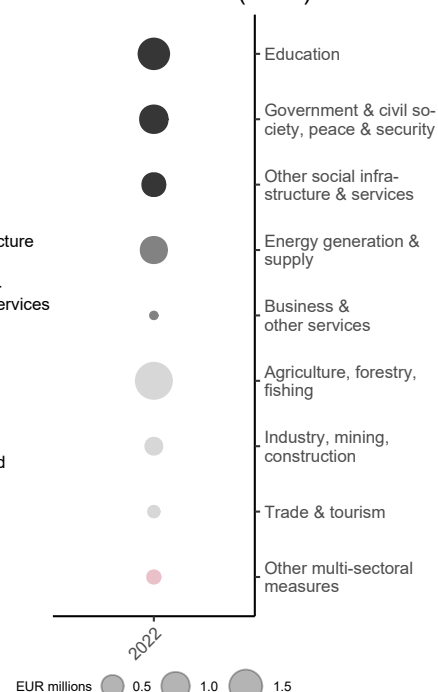
*FMESR = Federal Ministry of Education, Science and Research, FMF = Federal Ministry of Finance (incl. OeEB), FMI = Federal Ministry of the Interior; Data source: ADA Statistics

2.3 Sectors at a glance



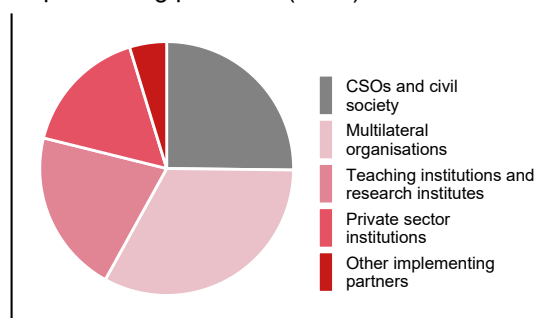
Data source: ADA Statistics

2.4 Sectors in detail* (2022)



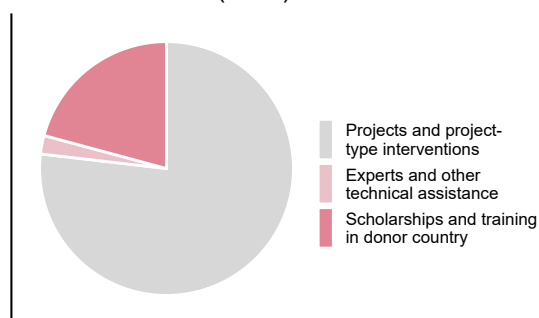
*Excluding sub-categories with negative total values; colour legend refers to main categories (see figure 2.3); Data source: ADA Statistics

2.5 Implementing partners* (2022)



*Excluding categories with negative total values; Data source: ADA Statistics

2.6 Modalities* (2022)



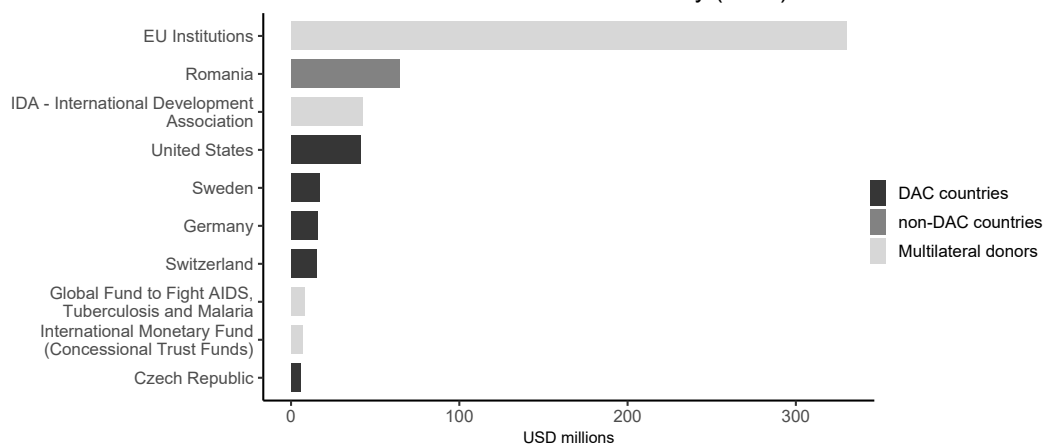
*Excluding categories with negative total values; Data source: ADA Statistics

¹⁰Calculation base: net disbursements until 2017, grant equivalent from 2018 (except private sector instruments; current prices); data extracted in November 2022; figures 2.3 – 2.6 depict a disaggregation of ODA of all Austrian donors to Georgia (see figure 2.1: all donors); for further information please contact statistik@ada.gv.at.

ODA profile 2022¹¹ MOLDOVA [MD]

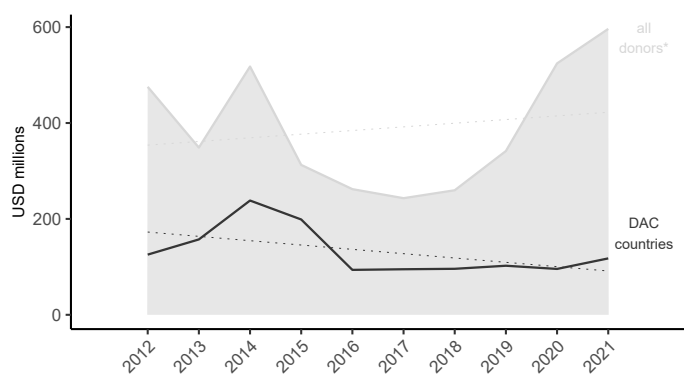
ODA to Moldova in an international context

1.1 Main donors* internationally (2021)



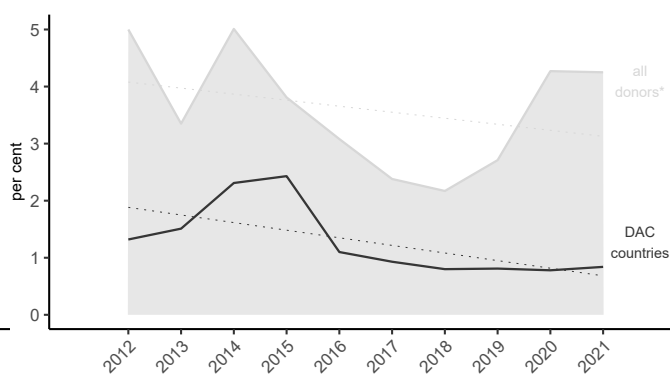
*Include DAC countries, non-DAC countries and multilateral donors at a disaggregated level (sub-organisations are listed separately); Austria in 11. place; Data source: stats.oecd.org [DAC2a]

1.2 International ODA to Moldova



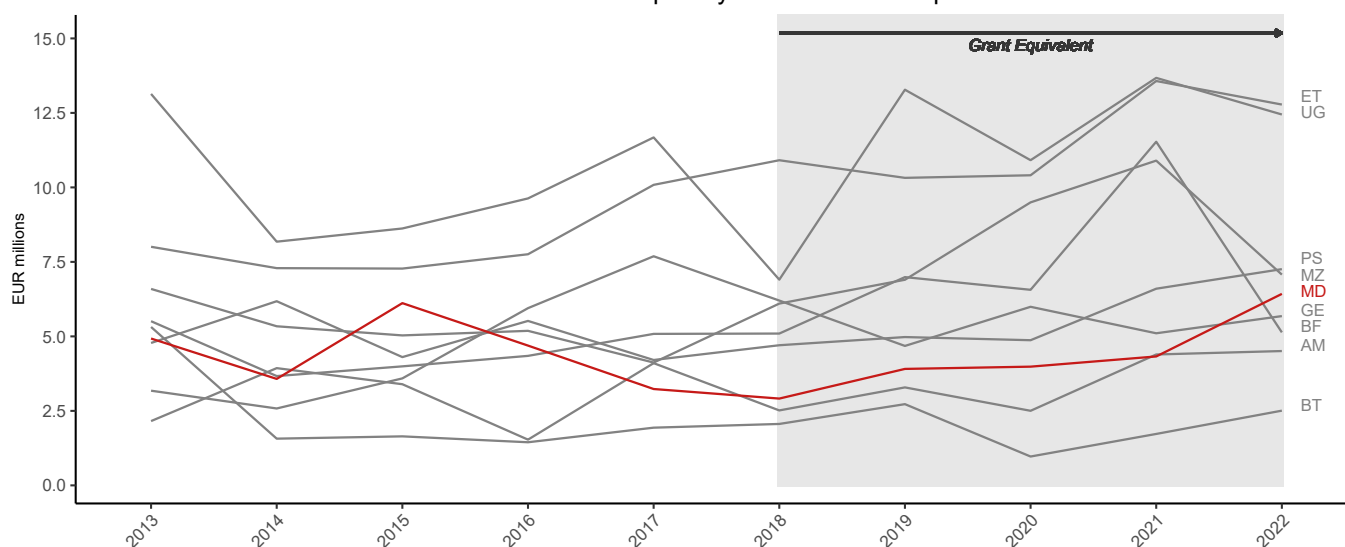
*Include DAC countries, non-DAC countries and multilateral donors; Data source: stats.oecd.org [DAC2a]

1.3 International ODA in % of Moldova's GNI



*Include DAC countries, non-DAC countries and multilateral donors; Data source: stats.oecd.org [DAC2a]

1.4 Austria's ODA to priority countries* in comparison



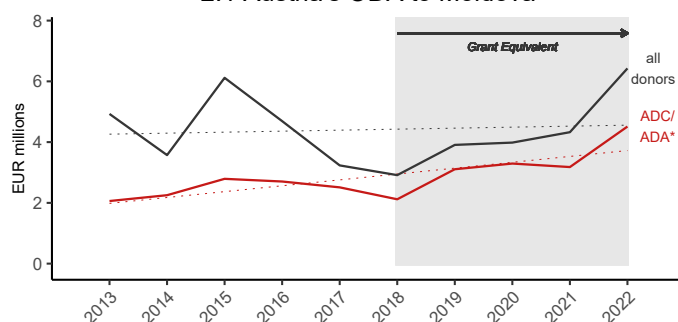
*Current priority countries according to the Three-Year Programme on Austrian Development Policy 2019-2021; Data source: ADA Statistics

¹¹ Calculation base: net disbursements until 2017, grant equivalent from 2018 (except private sector instruments; figures 1.1–1.3 continue to be based on net disbursements only; current prices); data extracted in November 2022 (as not all relevant data is available on stats.oecd.org yet, figures 1.1–1.3 relate to the year 2021); for further information please contact statistik@ada.gv.at.

ODA profile 2022¹² MOLDOVA [MD]

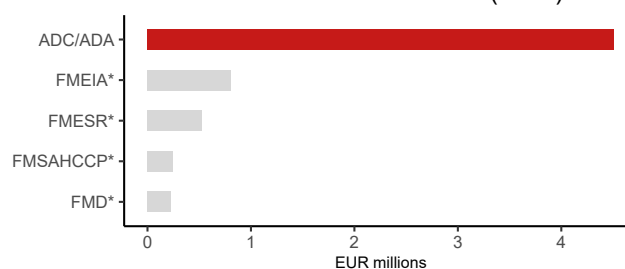
Austria's ODA to Moldova in detail

2.1 Austria's ODA to Moldova



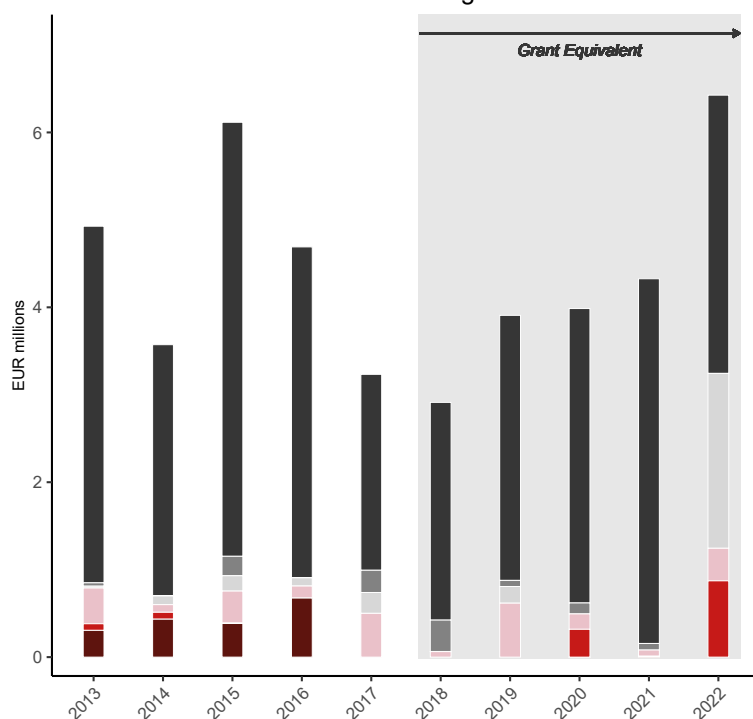
*ADC = Austrian Development Cooperation, ADA = Austrian Development Agency; Data source: ADA Statistics

2.2 Main Austrian donors (2022)




*FMEIA = Federal Ministry for European and International Affairs (incl. Foreign Disaster Fund), FMESR = Federal Ministry of Education, Science and Research, FMSAHCCP = Federal Ministry of Social Affairs, Health, Care and Consumer Protection, FMD = Federal Ministry of Defence; Data source: ADA Statistics

2.3 Sectors at a glance



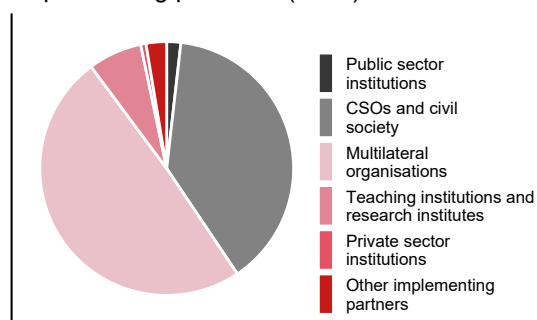
Data source: ADA Statistics

2.4 Sectors in detail* (2022)



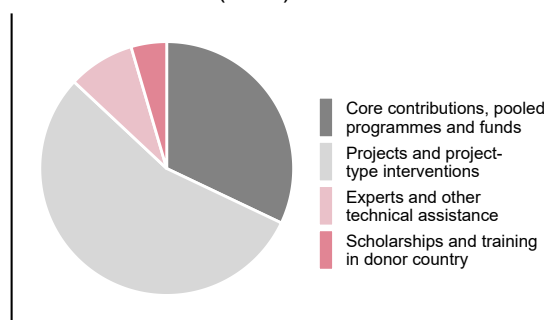
*Excluding sub-categories with negative total values; colour legend refers to main categories (see figure 2.3); Data source: ADA Statistics

2.5 Implementing partners* (2022)



*Excluding categories with negative total values; Data source: ADA Statistics

2.6 Modalities* (2022)

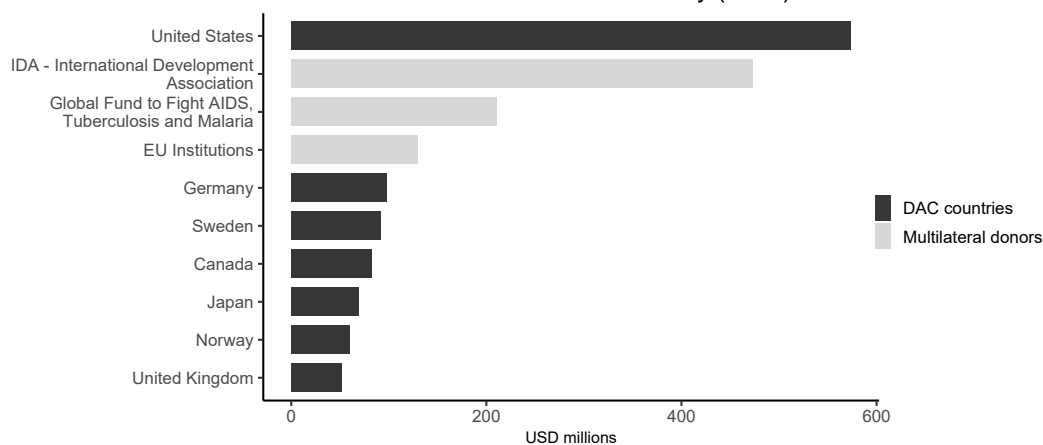


*Excluding categories with negative total values; Data source: ADA Statistics

¹²Calculation base: net disbursements until 2017, grant equivalent from 2018 (except private sector instruments; current prices); data extracted in November 2022; figures 2.3 – 2.6 depict a disaggregation of ODA of all Austrian donors to Moldova (see figure 2.1: all donors); for further information please contact statistik@ada.gv.at.

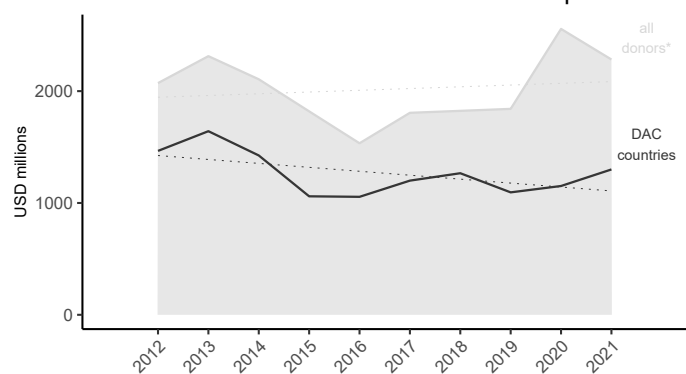
ODA to Mozambique in an international context

1.1 Main donors* internationally (2021)



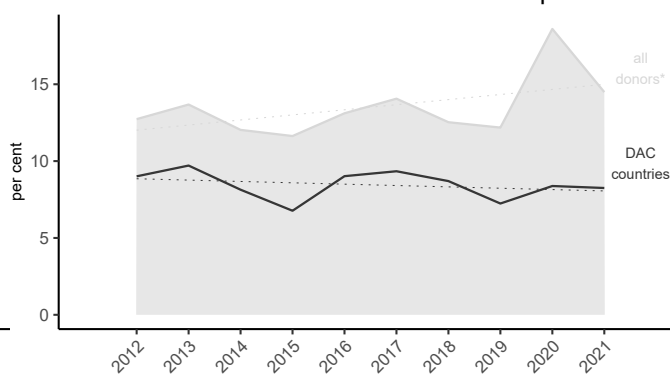
*Include DAC countries, non-DAC countries and multilateral donors at a disaggregated level (sub-organisations are listed separately); Austria in 26. place; Data source: stats.oecd.org [DAC2a]

1.2 International ODA to Mozambique



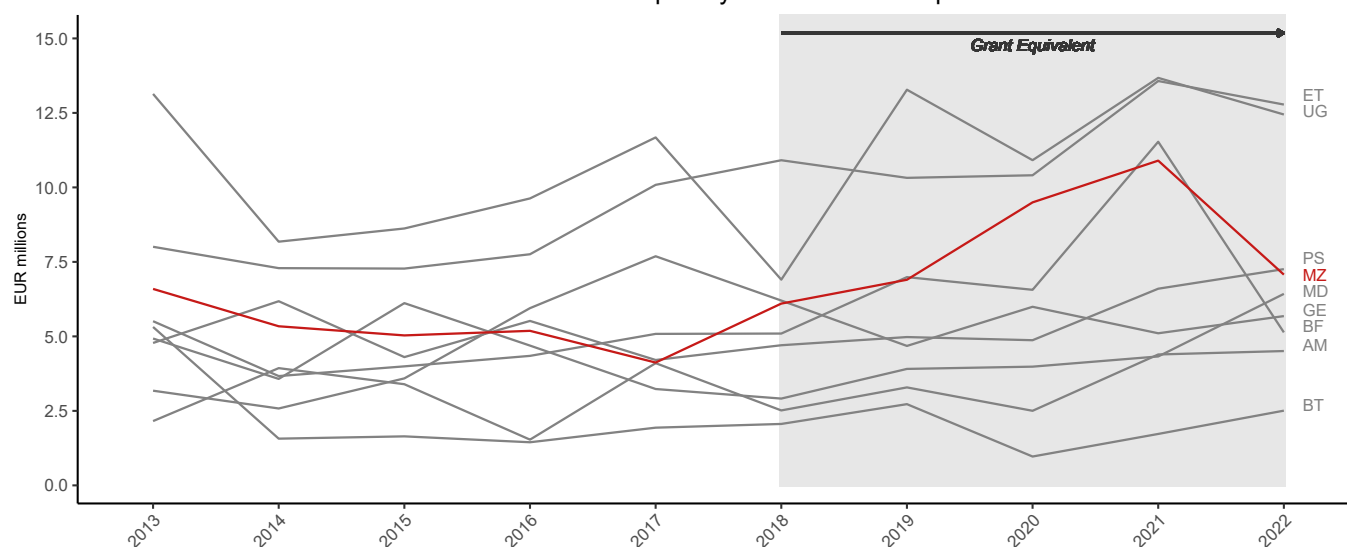
*Include DAC countries, non-DAC countries and multilateral donors; Data source: stats.oecd.org [DAC2a]

1.3 International ODA in % of Mozambique's GNI



*Include DAC countries, non-DAC countries and multilateral donors; Data source: stats.oecd.org [DAC2a]

1.4 Austria's ODA to priority countries* in comparison



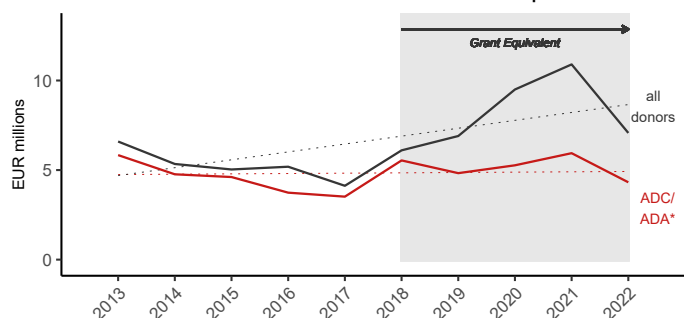
*Current priority countries according to the Three-Year Programme on Austrian Development Policy 2019-2021; Data source: ADA Statistics

¹³ Calculation base: net disbursements until 2017, grant equivalent from 2018 (except private sector instruments; figures 1.1–1.3 continue to be based on net disbursements only; current prices); data extracted in November 2022 (as not all relevant data is available on stats.oecd.org yet, figures 1.1–1.3 relate to the year 2021); for further information please contact statistik@ada.gv.at.

ODA profile 2022¹⁴ MOZAMBIQUE [MZ]

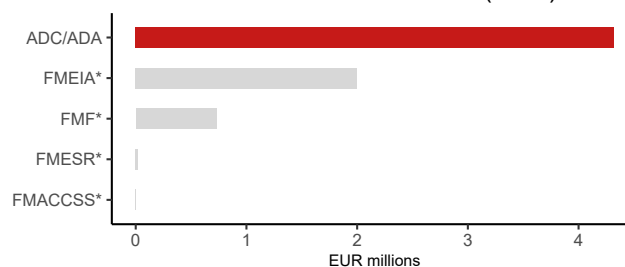
Austria's ODA to Mozambique in detail

2.1 Austria's ODA to Mozambique



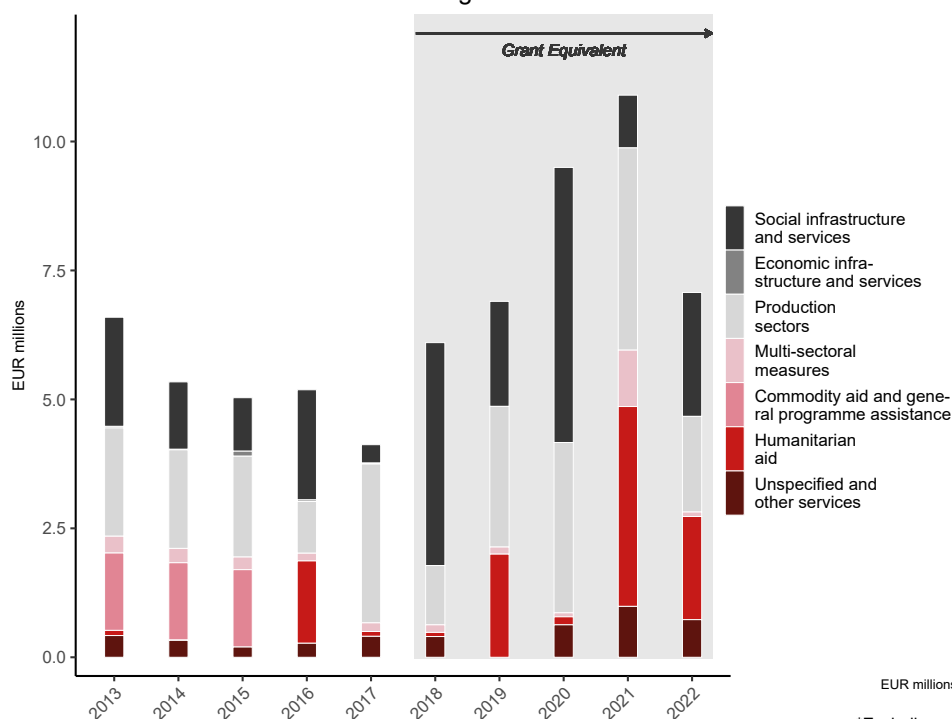
*ADC = Austrian Development Cooperation, ADA = Austrian Development Agency; Data source: ADA Statistics

2.2 Main Austrian donors (2022)




*FMEIA = Federal Ministry for European and International Affairs (incl. Foreign Disaster Fund), FMF = Federal Ministry of Finance (incl. OeEB), FMESR = Federal Ministry of Education, Science and Research, FMACCSS = Federal Ministry for Arts, Culture, the Civil Service and Sport; Data source: ADA Statistics

2.3 Sectors at a glance



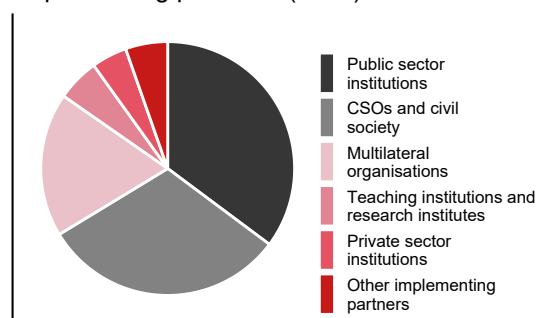
Data source: ADA Statistics

2.4 Sectors in detail* (2022)



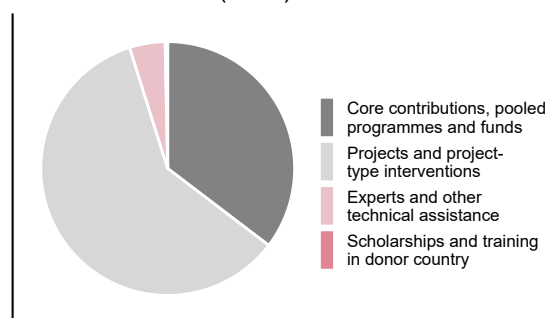
*Excluding sub-categories with negative total values; colour legend refers to main categories (see figure 2.3); Data source: ADA Statistics

2.5 Implementing partners* (2022)



*Excluding categories with negative total values; Data source: ADA Statistics

2.6 Modalities* (2022)



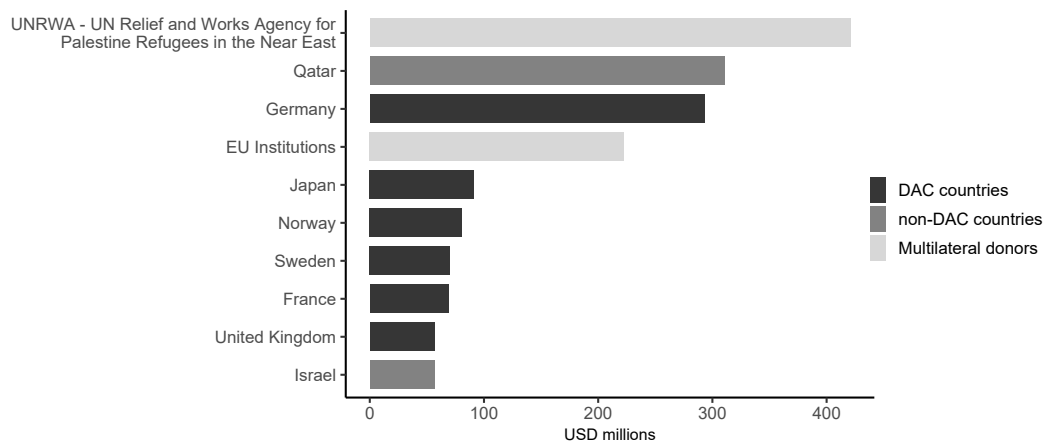
*Excluding categories with negative total values; Data source: ADA Statistics

¹⁴Calculation base: net disbursements until 2017, grant equivalent from 2018 (except private sector instruments; current prices); data extracted in November 2022; figures 2.3 – 2.6 depict a disaggregation of ODA of all Austrian donors to Mozambique (see figure 2.1: all donors); for further information please contact statistik@ada.gv.at.

ODA profile 2022¹⁵ PALESTINE [PS]

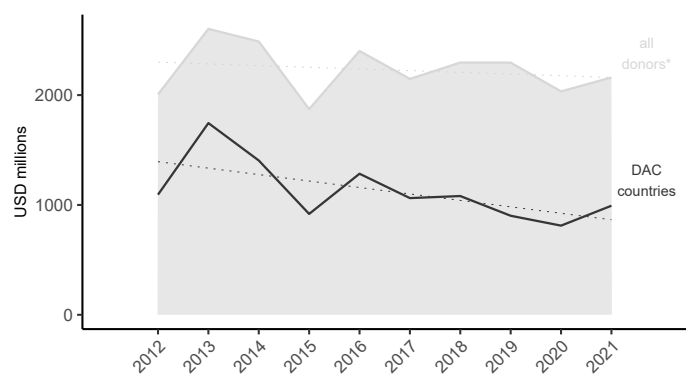
ODA to Palestine in an international context

1.1 Main donors* internationally (2021)



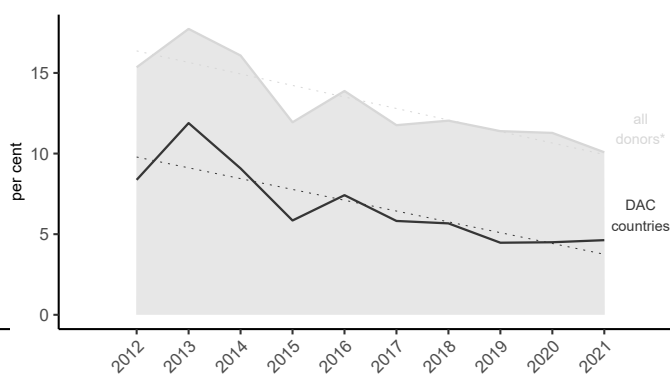
*Include DAC countries, non-DAC countries and multilateral donors at a disaggregated level (sub-organisations are listed separately); Austria in 26. place; Data source: stats.oecd.org [DAC2a]

1.2 International ODA to Palestine



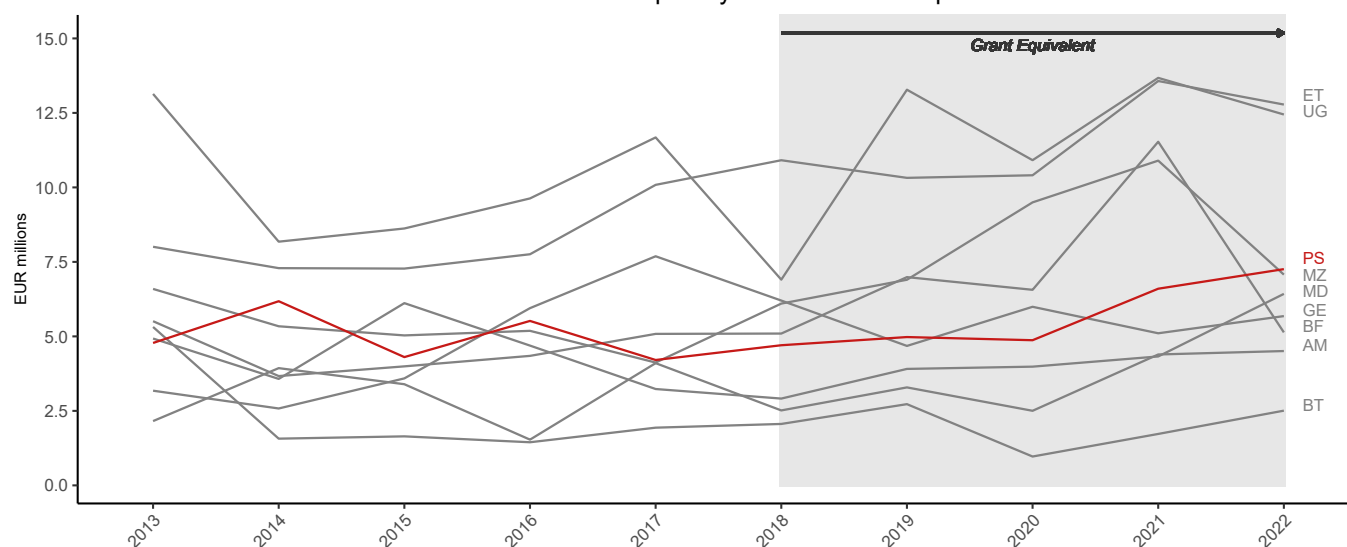
*Include DAC countries, non-DAC countries and multilateral donors; Data source: stats.oecd.org [DAC2a]

1.3 International ODA in % of Palestine's GNI



*Include DAC countries, non-DAC countries and multilateral donors; Data source: stats.oecd.org [DAC2a]

1.4 Austria's ODA to priority countries* in comparison



*Current priority countries according to the Three-Year Programme on Austrian Development Policy 2019-2021; Data source: ADA Statistics

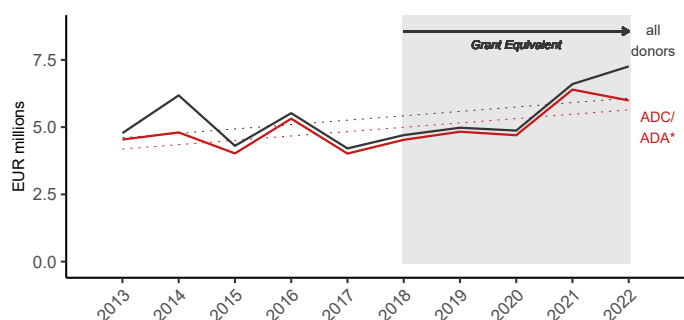
¹⁵ Calculation base: net disbursements until 2017, grant equivalent from 2018 (except private sector instruments; figures 1.1–1.3 continue to be based on net disbursements only; current prices); data extracted in November 2022 (as not all relevant data is available on stats.oecd.org yet, figures 1.1–1.3 relate to the year 2021); for further information please contact statistik@ada.gv.at.

ODA profile 2022¹⁶ PALESTINE [PS]

Austrian
Development
Cooperation

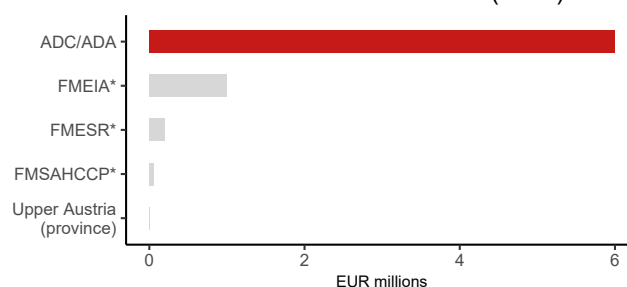
Austria's ODA to Palestine in detail

2.1 Austria's ODA to Palestine



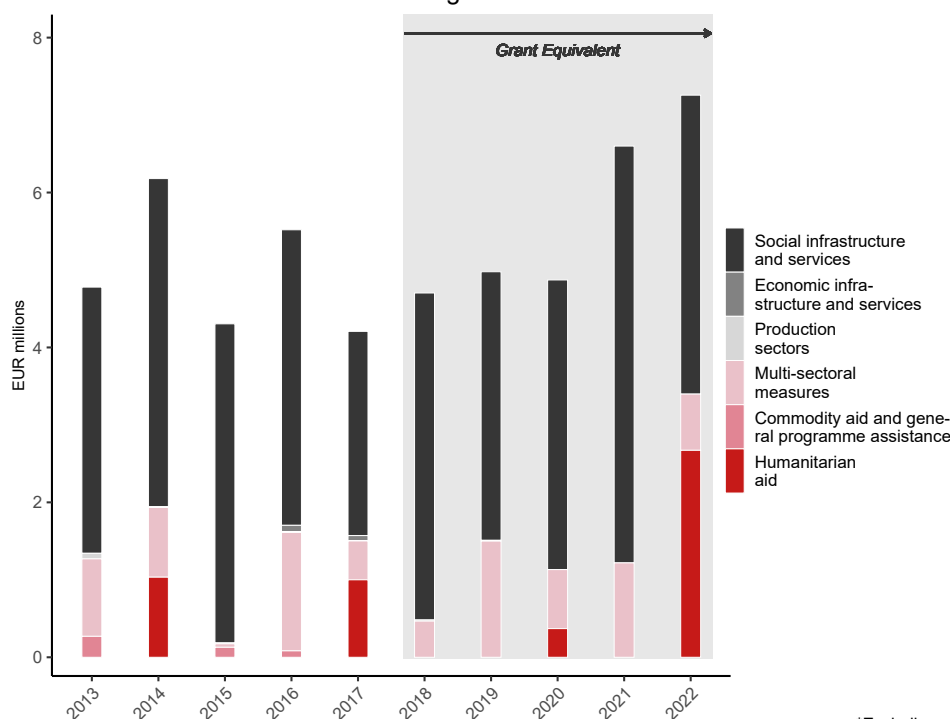
*ADC = Austrian Development Cooperation, ADA = Austrian Development Agency; Data source: ADA Statistics

2.2 Main Austrian donors (2022)



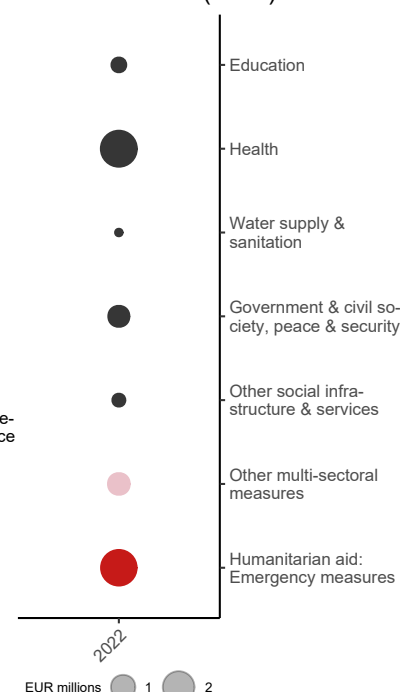
*FMEIA = Federal Ministry for European and International Affairs (incl. Foreign Disaster Fund), FMESR = Federal Ministry of Education, Science and Research, FMSAHCCP = Federal Ministry of Social Affairs, Health, Care and Consumer Protection; Data source: ADA Statistics

2.3 Sectors at a glance



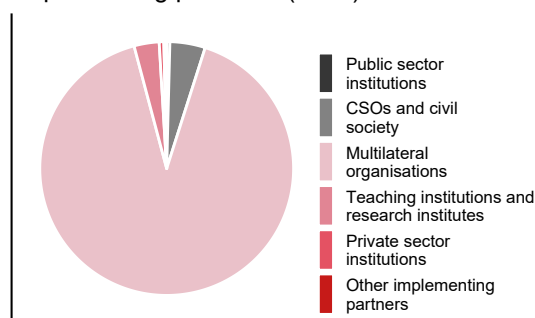
Data source: ADA Statistics

2.4 Sectors in detail* (2022)



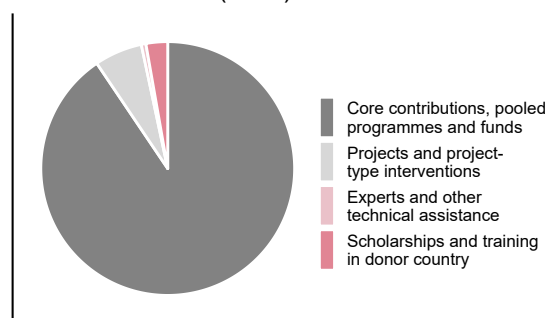
*Excluding sub-categories with negative total values; colour legend refers to main categories (see figure 2.3); Data source: ADA Statistics

2.5 Implementing partners* (2022)



*Excluding categories with negative total values; Data source: ADA Statistics

2.6 Modalities* (2022)



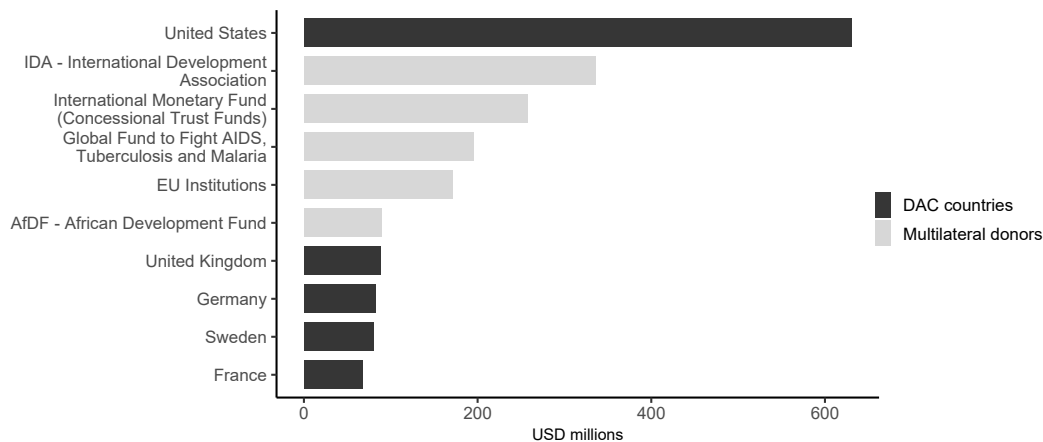
*Excluding categories with negative total values; Data source: ADA Statistics

¹⁶Calculation base: net disbursements until 2017, grant equivalent from 2018 (except private sector instruments; current prices); data extracted in November 2022; figures 2.3 – 2.6 depict a disaggregation of ODA of all Austrian donors to Palestine (see figure 2.1: all donors); for further information please contact statistik@ada.gv.at.

ODA profile 2022¹⁷ UGANDA [UG]

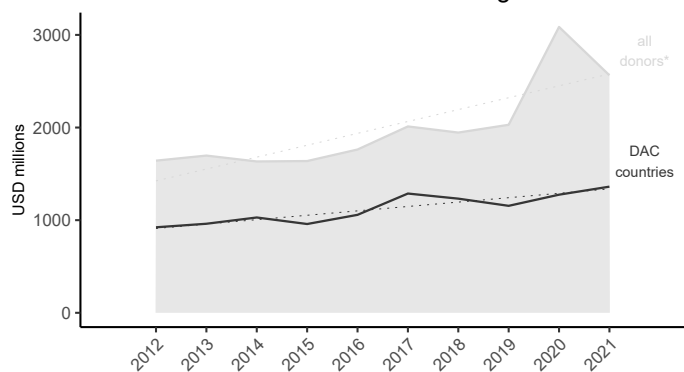
ODA to Uganda in an international context

1.1 Main donors* internationally (2021)



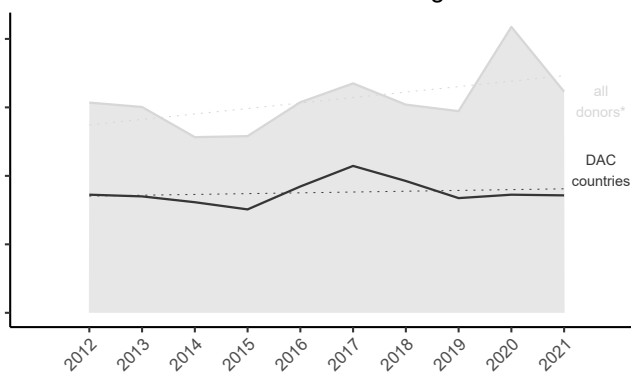
*Include DAC countries, non-DAC countries and multilateral donors at a disaggregated level (sub-organisations are listed separately); Austria in 24. place; Data source: stats.oecd.org [DAC2a]

1.2 International ODA to Uganda



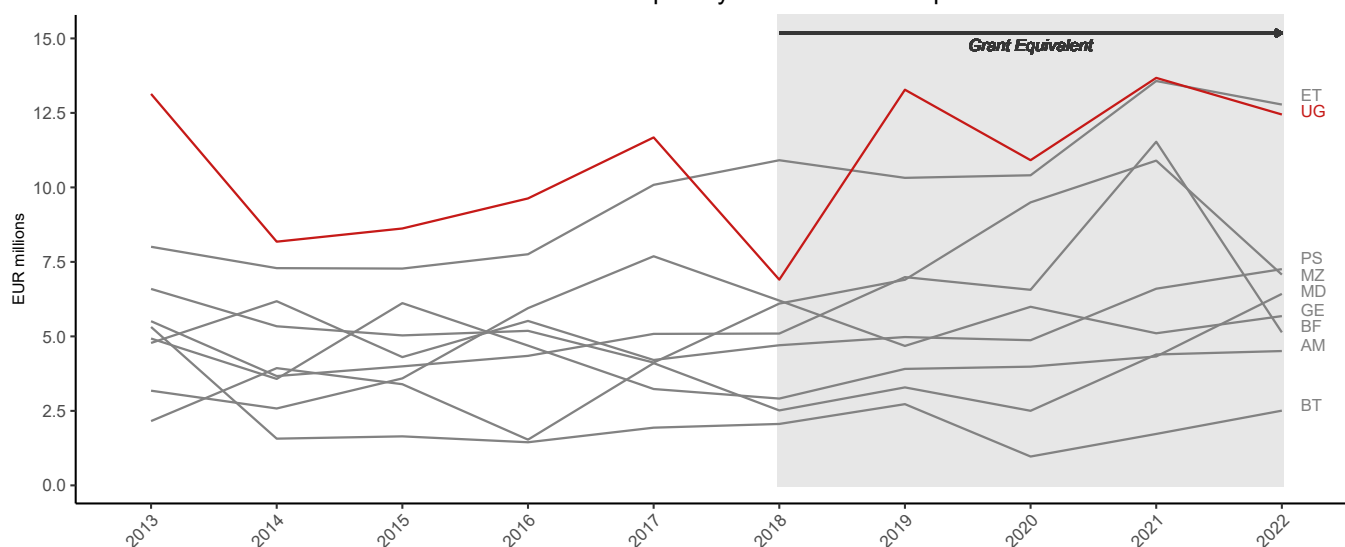
*Include DAC countries, non-DAC countries and multilateral donors; Data source: stats.oecd.org [DAC2a]

1.3 International ODA in % of Uganda's GNI



*Include DAC countries, non-DAC countries and multilateral donors; Data source: stats.oecd.org [DAC2a]

1.4 Austria's ODA to priority countries* in comparison



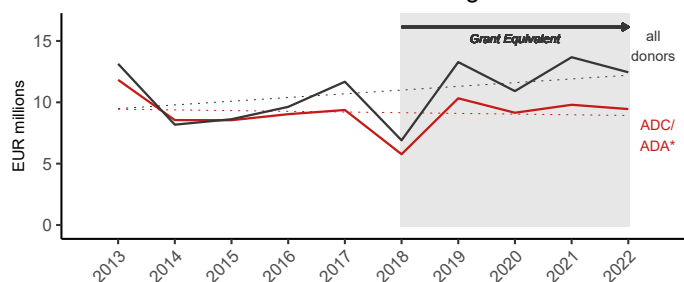
*Current priority countries according to the Three-Year Programme on Austrian Development Policy 2019-2021; Data source: ADA Statistics

¹⁷ Calculation base: net disbursements until 2017, grant equivalent from 2018 (except private sector instruments; figures 1.1–1.3 continue to be based on net disbursements only; current prices); data extracted in November 2022 (as not all relevant data is available on stats.oecd.org yet, figures 1.1–1.3 relate to the year 2021); for further information please contact statistik@ada.gv.at.

ODA profile 2022¹⁸ UGANDA [UG]

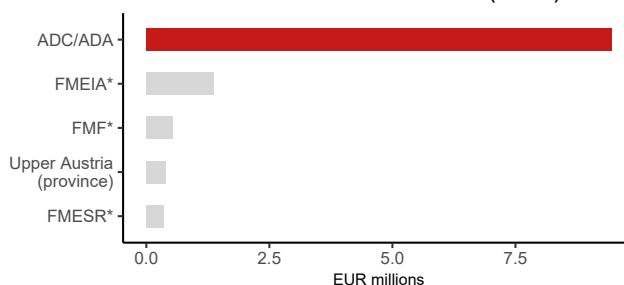
Austria's ODA to Uganda in detail

2.1 Austria's ODA to Uganda



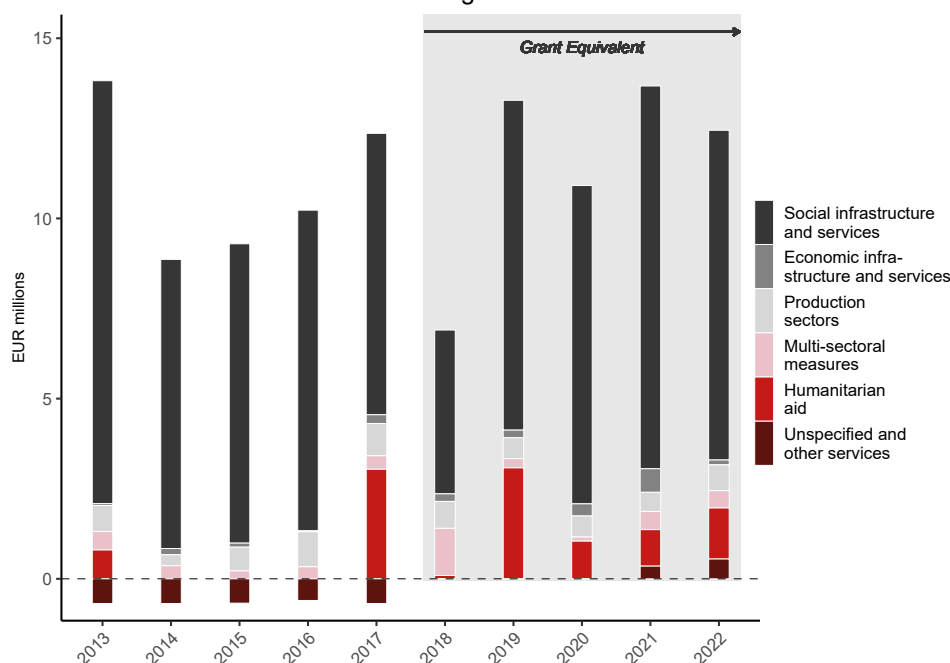
*ADC = Austrian Development Cooperation, ADA = Austrian Development Agency; in the case of (loan) repayments, ODA of all Austrian donors may fall below ODA of ADC/ADA (this particularly applies to net disbursements); Data source: ADA Statistics

2.2 Main Austrian donors (2022)



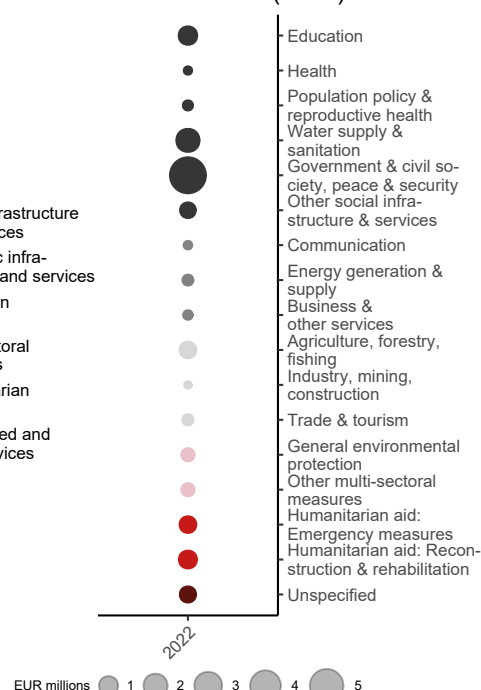
*FMEIA = Federal Ministry for European and International Affairs (incl. Foreign Disaster Fund), FMF = Federal Ministry of Finance (incl. OeEB), FMESR = Federal Ministry of Education, Science and Research; Data source: ADA Statistics

2.3 Sectors at a glance*



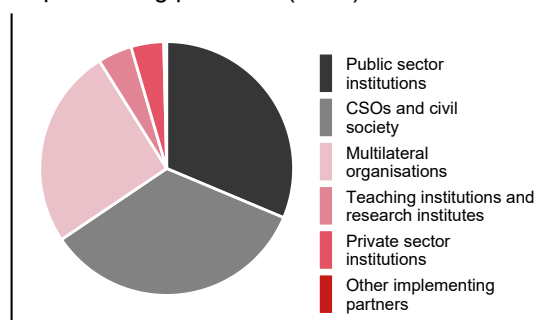
*Loan repayments and repayments on grants are recorded as negative net disbursements. If the respective category shows no disbursements or disbursement of lower amounts, this may yield negative total values (this particularly applies to net disbursements); Data source: ADA Statistics

2.4 Sectors in detail* (2022)



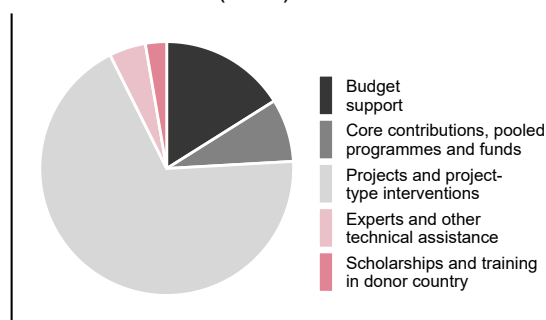
*Excluding sub-categories with negative total values; colour legend refers to main categories (see figure 2.3); Data source: ADA Statistics

2.5 Implementing partners* (2022)



*Excluding categories with negative total values; Data source: ADA Statistics

2.6 Modalities* (2022)



*Excluding categories with negative total values; Data source: ADA Statistics

¹⁸Calculation base: net disbursements until 2017, grant equivalent from 2018 (except private sector instruments; current prices); data extracted in November 2022; figures 2.3 – 2.6 depict a disaggregation of ODA of all Austrian donors to Uganda (see figure 2.1: all donors); for further information please contact statistik@ada.gv.at.